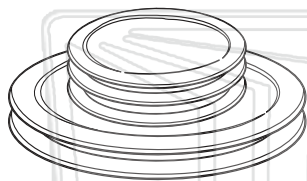


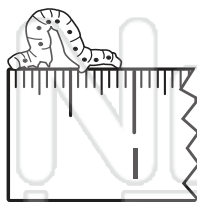


Name _____ Class _____ Date _____


Cut out the word cards. Put them in alphabetical order.
Glue or tape them into the correct numbered box on the chart.




dishes



inch




ball



fish

PREVIEW


Please [Sign In](#) or [Sign Up](#) to download the printable version of this worksheet




nut



goose



oven



carrots



Name _____ Class _____ Date _____

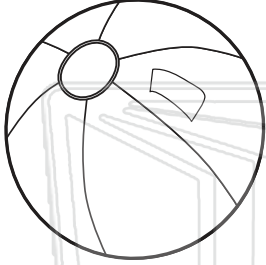

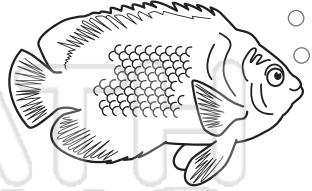

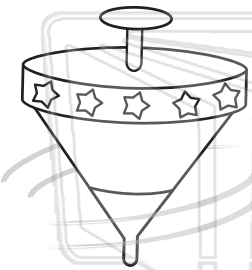



Glue or tape the word cards into the boxes in alphabetical order.

1	2	3	4
			
13	14	15	16



Name _____ Class _____ Date _____

Glue or tape the word cards into the boxes in alphabetical order.

 ball	 carrots	 dishes	 fish
 <p>PREVIEW</p> <p>Please Sign In or Sign Up to download the printable version of this worksheet</p>			
 top	 vest	 yarn	 zebra