







Name \_\_\_\_\_ Class \_\_\_\_\_ Date \_\_\_\_\_

Read each text. Identify the author's purpose and point of view.


The purpose can be: **inform**, **entertain**, or **persuade**. The point of view can be: **first person**, **second person**, **third person omniscient**, or **third person objective**.

	Author's purpose	Point of View
<p>The mara is a South American rodent related to the guinea pig. They live on the plains in Argentina. Maras mate for life. After babies are born, the parents drop off their infants in one den. One mother cares for the babies while her mate guards the outside. The others return with food for the babies and their sitters. The babies all look</p> 		
<div style="text-align: center;">  <h2 style="color: orange;">PREVIEW</h2> <p>Please <a href="#">Sign In</a> or <a href="#">Sign Up</a> to download the printable version of this worksheet</p> </div>		
<p>education would benefit from a later school start time. Vote no on this proposition next week.</p> 		
<p>I ran along the cliff, waving my arms frantically. If only a sailor aboard the ship would see me! But even if he did, would he realize I was warning them to turn back? The distance to the ship was too far for my voice to carry. Yet I couldn't stop shouting myself hoarse, hoping that somehow I could prevent the ship from wrecking on the reef.</p> 		



Name \_\_\_\_\_ Class \_\_\_\_\_ Date \_\_\_\_\_

Find three different types of writing. For example, you can use a poem, a magazine article, a fiction book, an ad or editorial, and a nonfiction book. Use the texts to complete the graphic organizer.





Text Example	Author's purpose	Point of View
<p>Title: _____</p> <p>Author: _____</p> <p>Two lines from the text that show narrator voice: _____</p>		
 <p><b>PREVIEW</b></p> <p>Please <a href="#">Sign In</a> or <a href="#">Sign Up</a> to download the printable version of this worksheet</p>		
<p>Title: _____</p> <p>Author: _____</p> <p>Two lines from the text that show narrator voice: _____</p>		



Name \_\_\_\_\_ Class \_\_\_\_\_ Date \_\_\_\_\_

Read each text. Identify the author's purpose and point of view.


The purpose can be: **inform**, **entertain**, or **persuade**. The point of view can be: **first person**, **second person**, **third person omniscient**, or **third person objective**.

	Author's purpose	Point of View
<p>The mara is a South American rodent related to the guinea pig. They live on the plains in Argentina. Maras mate for life. After babies are born, the parents drop off their infants in one den. One mother cares for the babies while her mate guards the outside. The others return with food for the babies and their sitters. The babies all look</p> 	inform	third person objective
 <p><b>PREVIEW</b></p> <p>Please <a href="#">Sign In</a> or <a href="#">Sign Up</a> to download the printable version of this worksheet</p>		
<p>education would benefit from a later school start time. Vote no on this proposition next week.</p> 		
<p>I ran along the cliff, waving my arms frantically. If only a sailor aboard the ship would see me! But even if he did, would he realize I was warning them to turn back? The distance to the ship was too far for my voice to carry. Yet I couldn't stop shouting myself hoarse, hoping that somehow I could prevent the ship from wrecking on the reef.</p> 	entertain	first person



Name \_\_\_\_\_ Class \_\_\_\_\_ Date \_\_\_\_\_

Find three different types of writing. For example, you can use a poem, a magazine article, a fiction book, an ad or editorial, and a nonfiction book. Use the texts to complete the graphic organizer.

Text Example	Author's purpose	Point of View
<p>Title: _____</p> <p>Author: _____</p> <p>Two lines from the text that show narrator voice: _____</p> <p style="text-align: center;"><i>Answers will vary.</i></p> <div data-bbox="186 829 1437 1499" style="border: 2px solid orange; padding: 10px;"><p style="text-align: center;"><b>PREVIEW</b></p><p style="text-align: center;">Please <a href="#">Sign In</a> or <a href="#">Sign Up</a> to download the printable version of this worksheet</p></div>	<p style="text-align: center;"><i>Answers will vary.</i></p>	
<p>Title: _____</p> <p>Author: _____</p> <p>Two lines from the text that show narrator voice: _____</p>		