

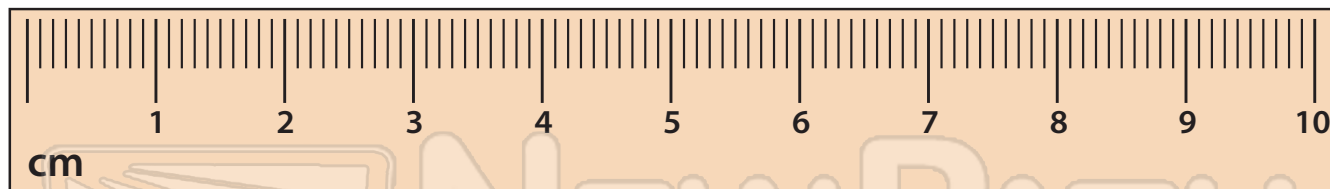


Measuring Objects

Math

Name _____ Class _____ Date _____

Cut out the ruler and cards. Use the ruler to measure objects to the nearest centimeter and millimeter.



Ruler and objects not to scale.



cm



cm

PREVIEW

Please [Sign In](#) or [Sign Up](#) to download the printable version of this worksheet

cm = _____ mm = _____



cm = _____ mm = _____

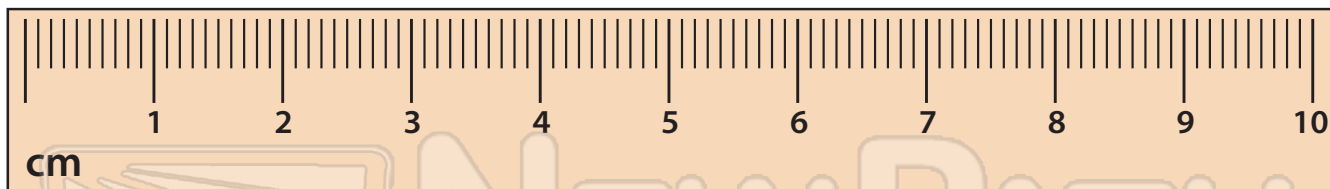


Measuring Objects

Math

Name _____ Class _____ Date _____

Cut out the ruler and cards. Use the ruler to measure objects to the nearest centimeter and millimeter.



Ruler and objects not to scale.



cm



cm

PREVIEW

Please [Sign In](#) or [Sign Up](#) to download the printable version of this worksheet

cm = _____ mm = _____



cm = _____ mm = _____

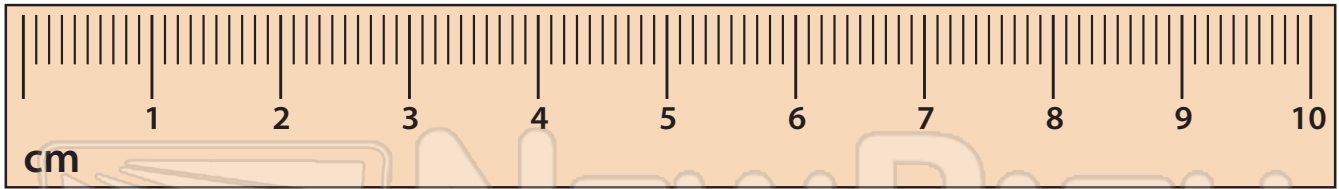


Measuring Objects - Answer Key


Math

Name _____ Class _____ Date _____

Cut out the ruler and cards. Use the ruler to measure objects to the nearest centimeter and millimeter.



Ruler and objects not to scale.



cm



cm

PREVIEW

Please [Sign In](#) or [Sign Up](#) to download the printable version of this worksheet

cm = 8 mm = 78



cm = 10 mm = 99

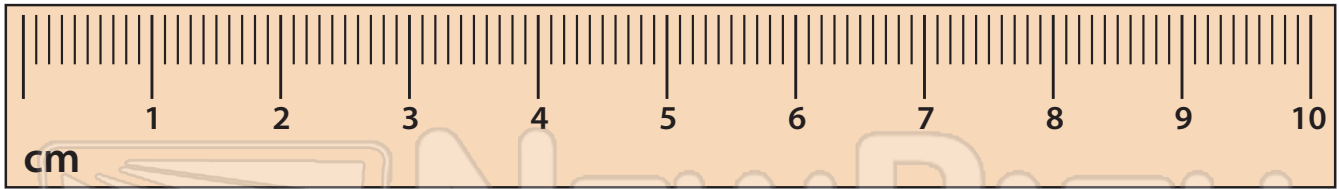


Measuring Objects - Answer Key

Math

Name _____ Class _____ Date _____

Cut out the ruler and cards. Use the ruler to measure objects to the nearest centimeter and millimeter.



Ruler and objects not to scale.



cm




cm

PREVIEW

Please [Sign In](#) or [Sign Up](#) to download the printable version of this worksheet

cm = 8 mm = 83



cm = 9 mm = 92