

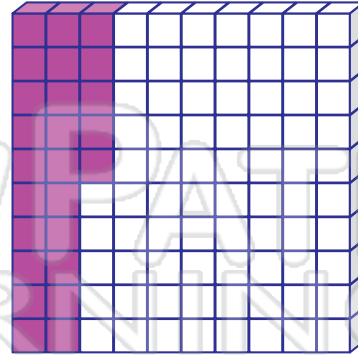
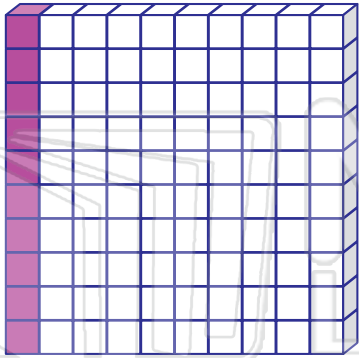


Percent Grids

Math

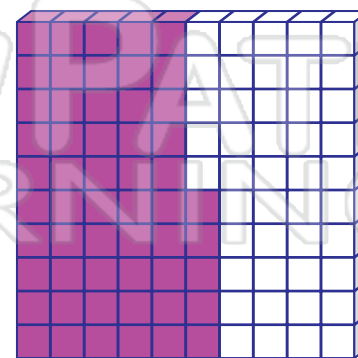
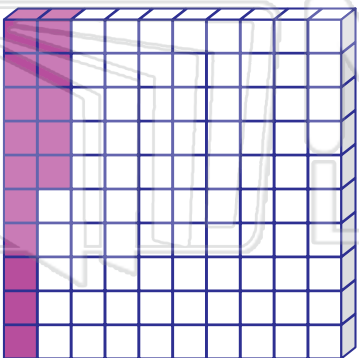
Name _____ Class _____ Date _____

Percent means “per hundred.” It is a ratio that compares a number to 100.
Cut out the cards and match the grids to the percent cards. Complete the fractions.



PREVIEW

Please [Sign In](#) or [Sign Up](#) to download the printable version of this worksheet





Name _____ Class _____ Date _____

Percent means “per hundred.” It is a ratio that compares a number to 100.
Cut out the cards and match the grids to the percent cards. Complete the fractions.

$$\frac{10}{100} = \frac{\boxed{}}{10} = 10\%$$

$$\frac{25}{100} = \frac{1}{\boxed{}} = 25\%$$



PREVIEW

Please [Sign In](#) or [Sign Up](#) to download the printable version of this worksheet

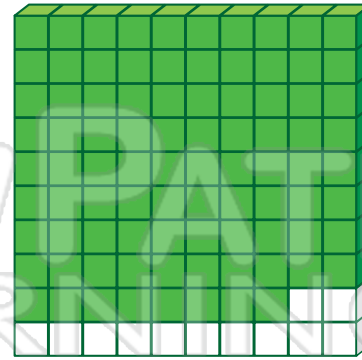
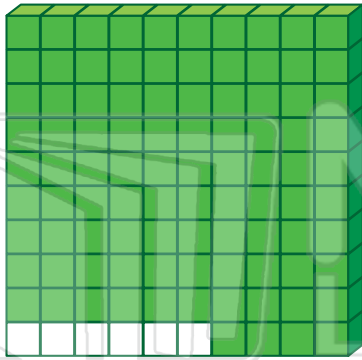
$$\frac{15}{100} = \frac{\boxed{}}{20} = 15\%$$

$$\frac{55}{100} = \frac{\boxed{}}{20} = 55\%$$



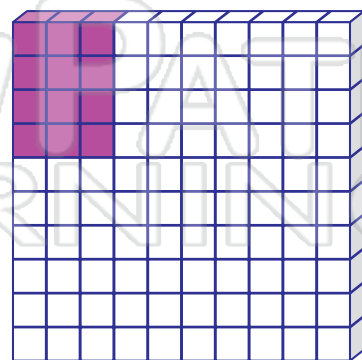

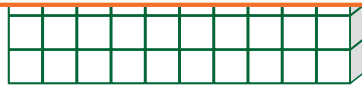
Name _____ Class _____ Date _____

Percent means “per hundred.” It is a ratio that compares a number to 100.
Cut out the cards and match the grids to the percent cards. Complete the fractions.



PREVIEW

Please [Sign In](#) or [Sign Up](#) to download the printable version of this worksheet





Name _____ Class _____ Date _____

Percent means “per hundred.” It is a ratio that compares a number to 100.
Cut out the cards and match the grids to the percent cards. Complete the fractions.

$$\frac{94}{100} = \frac{\boxed{}}{50} = 94\%$$

$$\frac{88}{100} = \frac{22}{\boxed{}} = 88\%$$



PREVIEW

Please [Sign In](#) or [Sign Up](#) to download the printable version of this worksheet

$$\frac{30}{100} = \frac{\boxed{}}{10} = 30\%$$

$$\frac{12}{100} = \frac{3}{\boxed{}} = 12\%$$