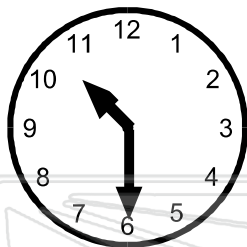




Name _____ Class _____ Date _____



This clock says **10:30** or **half past ten**.

On the half hour, the long hand always points to the 6. The short hand will be halfway between the hour just gone and next hour. In this example the shorter hand is halfway between the 10 and 11.

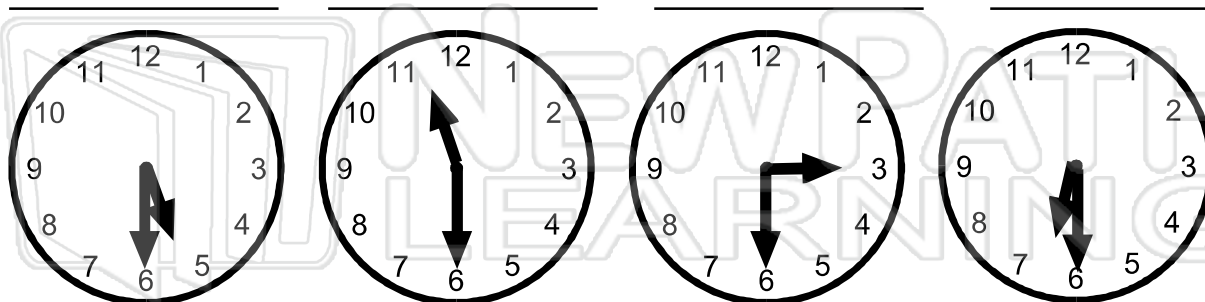


- **What times are these clocks showing?**



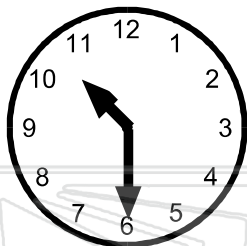
PREVIEW

Please [Sign In](#) or [Sign Up](#) to download the printable version of this worksheet





Name _____ Class _____ Date _____



This clock says **10:30** or **half past ten**.

On the half hour, the long hand always points to the 6. The short hand will be halfway between the hour just gone and next hour. In this example the shorter hand is halfway between the 10 and 11.



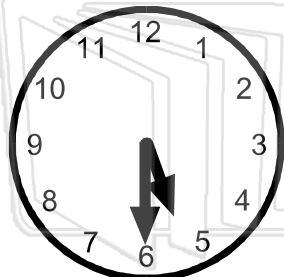
- **What times are these clocks showing?**



PREVIEW

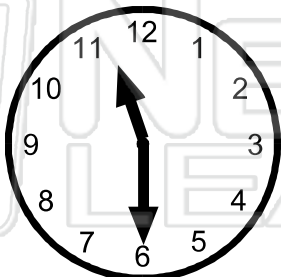
Please [Sign In](#) or [Sign Up](#) to download the printable version of this worksheet

8:30



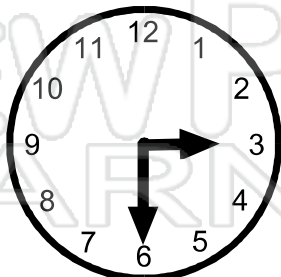
5:30

1:30



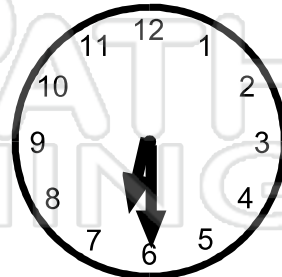
11:30

7:30



3:30

9:30



6:30