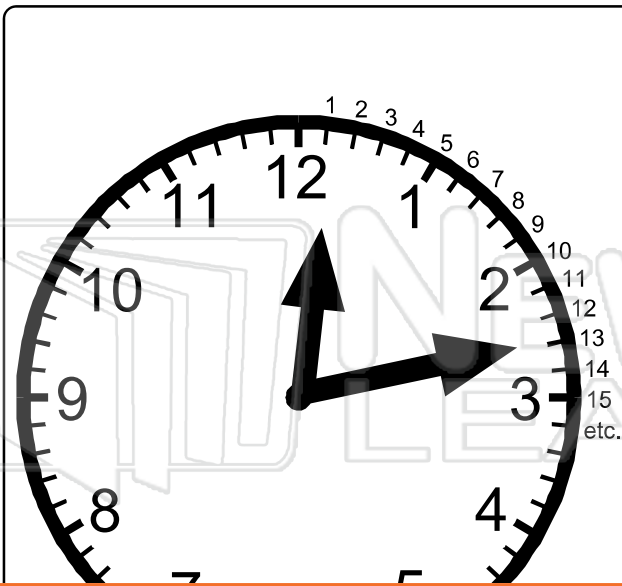




Name \_\_\_\_\_ Class \_\_\_\_\_ Date \_\_\_\_\_



- Between each number on the clock face there are five minutes.
- The long hand or minute hand shows each of these minutes as it moves past.
  - 1 is 5 minutes past
  - 4 is 20 minutes past
- The hour hand is read by the actual number the small hand is pointing to or has last passed.
- **13** means 13 minutes past the



## PREVIEW

Please [Sign In](#) or [Sign Up](#) to download the printable version of this worksheet

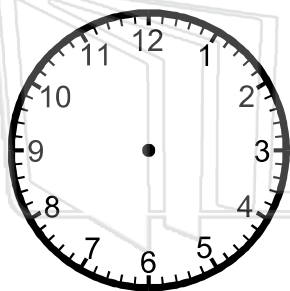

**A.** The hour hand is between the 1 and 2 and has passed 1.  
The minute hand is pointing to the minutes between the 6 and 7.  
*Remember:* the 6 = 30 minutes and 7 = 35 minutes.  
The minute hand is 3 minutes past 30 minutes, i.e. 33 minutes past.  
Therefore the correct time on the clock is **1:33**.

**B.** The hour hand is between 7 and 8 and has passed 7.  
The minute hand is between 50 minutes and 55 minutes. It is pointing to 54 minutes.  
Therefore the time on the clock is **7:54**.

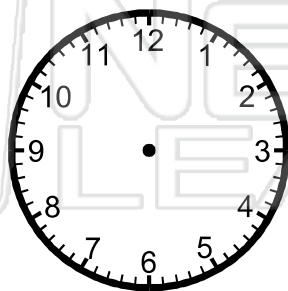


Name \_\_\_\_\_ Class \_\_\_\_\_ Date \_\_\_\_\_


● Draw these times on the clock faces.



**2:14**



**6:03**



**8:47**



**5:29**



## PREVIEW

Please [Sign In](#) or [Sign Up](#) to download the printable version of this worksheet



**11:21**



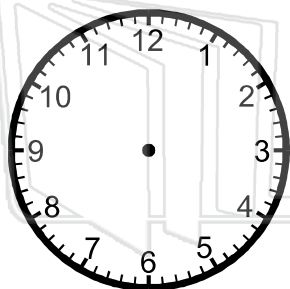
**4:17**



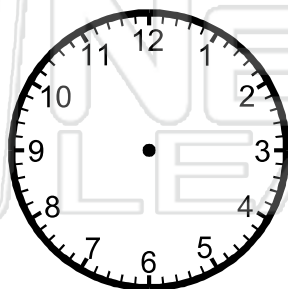
**12:06**



**9:38**



**3:15**



**11:26**



**9:54**




**12:44**



Name \_\_\_\_\_ Class \_\_\_\_\_ Date \_\_\_\_\_

● Draw these times on the clock faces.



## PREVIEW

Please [Sign In](#) or [Sign Up](#) to download the printable version of this worksheet




11:21

4:17

12:06

9:38



3:15

11:26

9:54

12:44