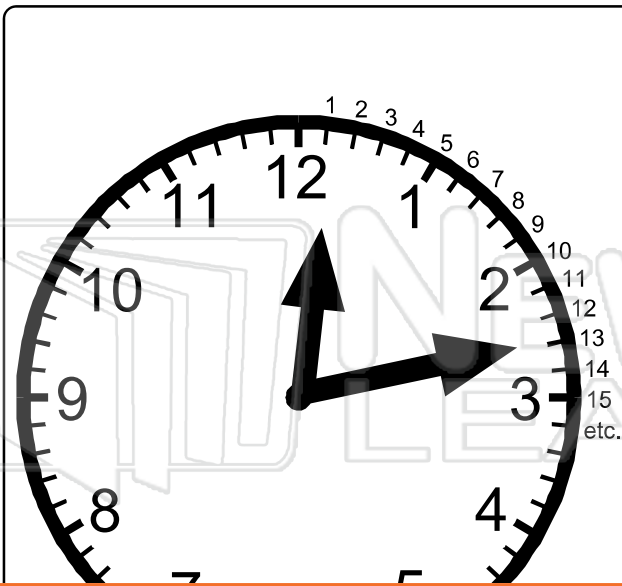




Name _____ Class _____ Date _____



- Between each number on the clock face there are five minutes.
- The long hand or minute hand shows each of these minutes as it moves past.
 - 1 is 5 minutes past
 - 4 is 20 minutes past
- The hour hand is read by the actual number the small hand is pointing to or has last passed.
- **13** means 13 minutes past the



PREVIEW

Please [Sign In](#) or [Sign Up](#) to download the printable version of this worksheet



A. The hour hand is between the 1 and 2 and has passed 1.
The minute hand is pointing to the minutes between the 6 and 7.
Remember: the 6 = 30 minutes and 7 = 35 minutes.
The minute hand is 3 minutes past 30 minutes, i.e. 33 minutes past.
Therefore the correct time on the clock is **1:33**.

B. The hour hand is between 7 and 8 and has passed 7.
The minute hand is between 50 minutes and 55 minutes. It is pointing to 54 minutes.
Therefore the time on the clock is **7:54**.



Name _____ Class _____ Date _____

● Make these times on the clock faces.



PREVIEW

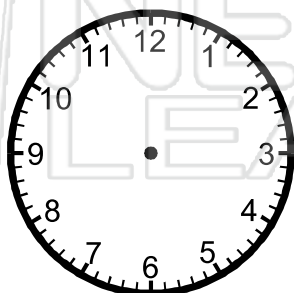
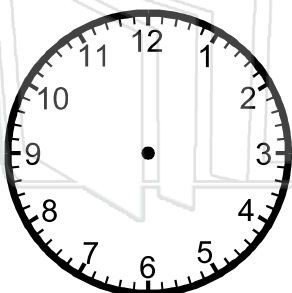
Please [Sign In](#) or [Sign Up](#) to download the printable version of this worksheet

4:52

9:15

11:27

12:08



7:34

9:36


11:53

8:06



Name _____ Class _____ Date _____

● Make these times on the clock faces.



PREVIEW

Please [Sign In](#) or [Sign Up](#) to download the printable version of this worksheet



4:52



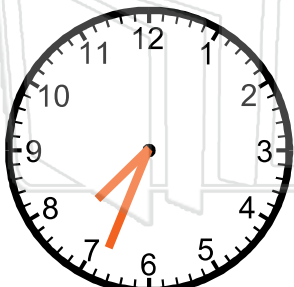
9:15



11:27



12:08



7:34



9:36



11:53



8:06