

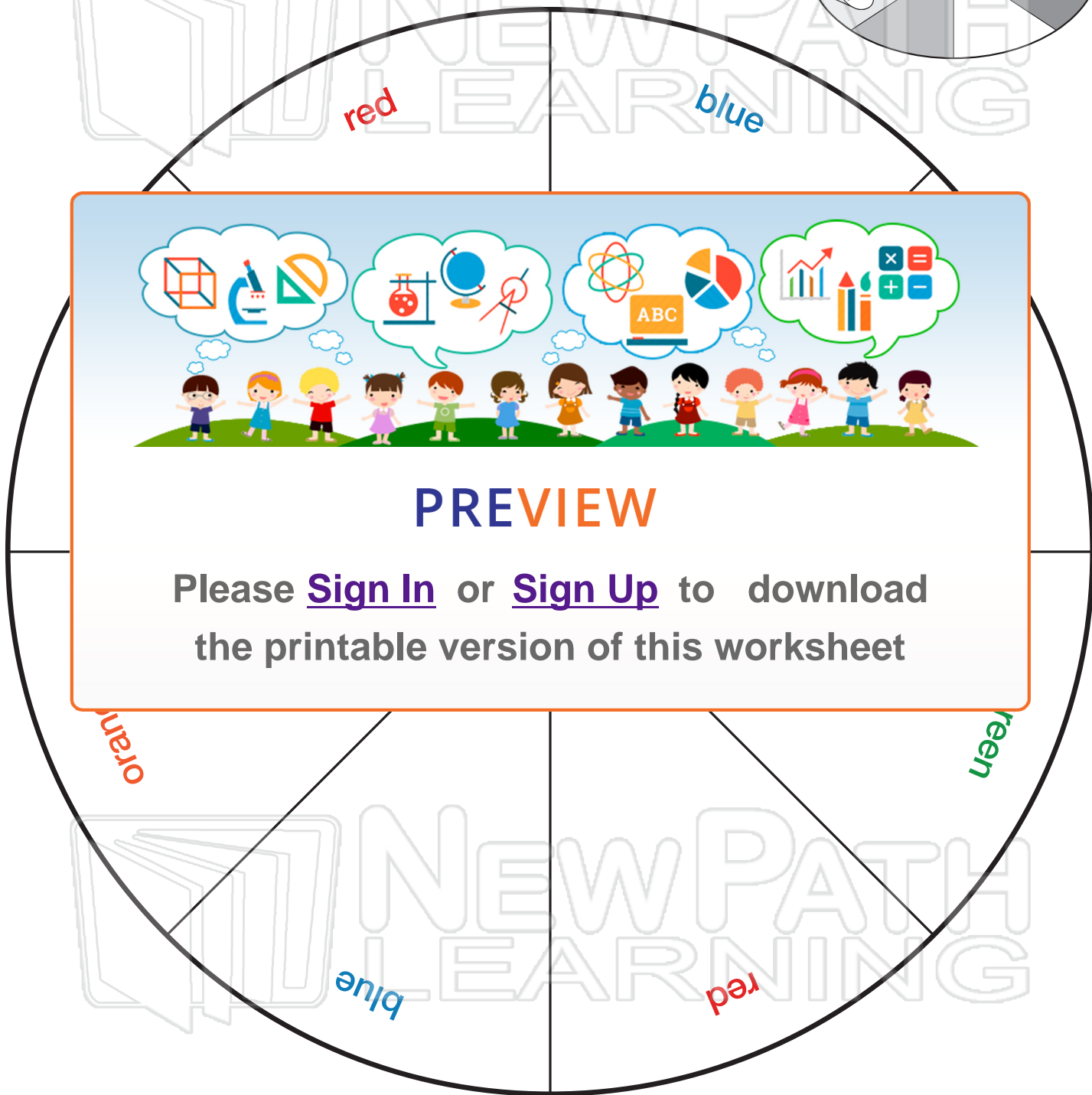
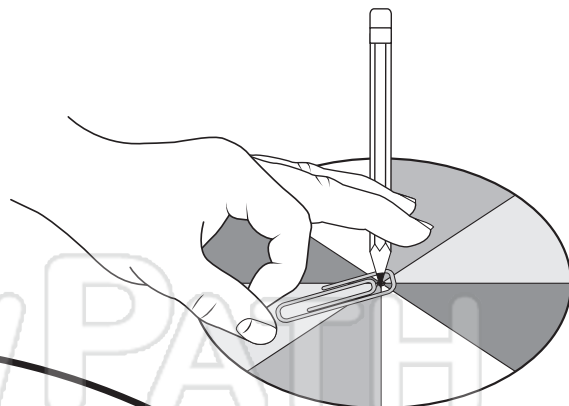


Probability Spinner

Math

Name _____ Class _____ Date _____

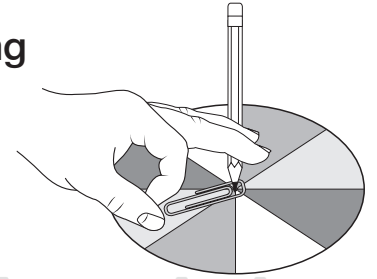
Cut out the spinner and color the sections.
To use, hold a pencil on the center dot inside
a large paper clip. Flick the paper clip to spin
it around the pencil. Record where it lands.





Name _____ Class _____ Date _____

Use the color spinner to determine the probability of landing on each color if you spin 30 times. Fill in the charts below.



Theoretical Probability

Color	red	blue	green	orange
theoretical probability (simplest form)				

PREVIEW

Please [Sign In](#) or [Sign Up](#) to download the printable version of this worksheet

Experimental Probability

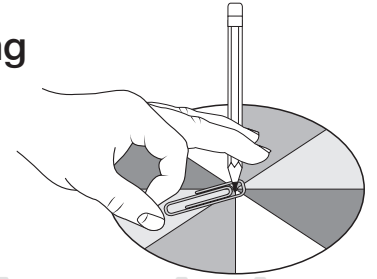
Count your tally marks and determine the experimental probability. Were your results close to the theoretical probabilities calculated above?

Color	red	blue	green	orange
experimental probability (out of 30 spins)				



Name _____ Class _____ Date _____

Use the color spinner to determine the probability of landing on each color if you spin 30 times. Fill in the charts below.



Theoretical Probability

Color	red	blue	green	orange
theoretical probability (simplest form)	$\frac{3}{8}$	$\frac{2}{8} = \frac{1}{4}$	$\frac{2}{8} = \frac{1}{4}$	$\frac{1}{8}$



PREVIEW

Please [Sign In](#) or [Sign Up](#) to download the printable version of this worksheet

Experimental Probability

Count your tally marks and determine the experimental probability. Were your results close to the theoretical probabilities calculated above?

Color	red	blue	green	orange
experimental probability (out of 30 spins)				