




Name \_\_\_\_\_ Class \_\_\_\_\_ Date \_\_\_\_\_

## Food Chains & Food Webs

Living things need **energy** in order to survive. Energy is passed between living things through a **food chain**. Food chains include **producers** and **consumers** interacting together.

A **food web** is the energy flow within a community and is made up of more than one food chain.

**Plants** are **producers**. They can make their own food from



**Consumers** are not able to make their own food. They include **herbivores**, **carnivores** & **omnivores**.



### PREVIEW

Please [Sign In](#) or [Sign Up](#) to download the printable version of this worksheet



**Decomposers** break down waste or living things that have died in an environment.



# Relationships Among Living Things

Sci  
C

Name \_\_\_\_\_ Class \_\_\_\_\_ Date \_\_\_\_\_

Animals eat different things in different ecosystems. Match these consumers with food. They may eat more than one item.



**PREVIEW**

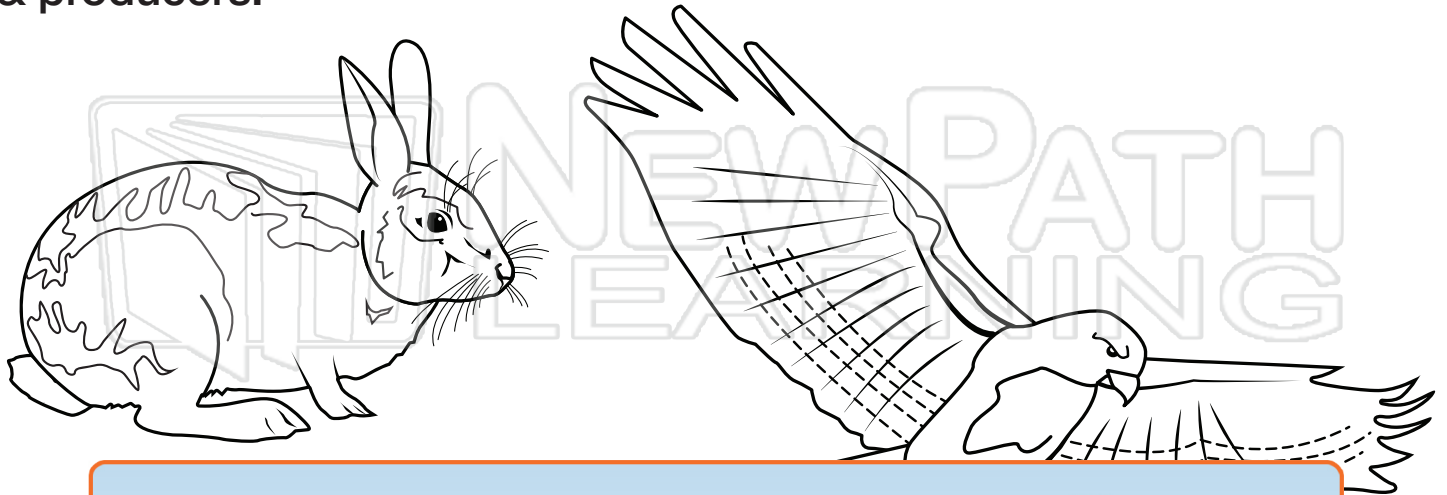
Please [Sign In](#) or [Sign Up](#) to download the printable version of this worksheet





Name \_\_\_\_\_ Class \_\_\_\_\_ Date \_\_\_\_\_

Color the plants & animals. Cut them out. Use them to make food chains & webs. Draw arrows to show energy flow. Label consumers & producers.



## PREVIEW

Please [Sign In](#) or [Sign Up](#) to download the printable version of this worksheet





# Relationships Among Living Things

Sci  
C

Name \_\_\_\_\_ Class \_\_\_\_\_ Date \_\_\_\_\_

Color the plants & animals. Cut them out. Use them to make food chains & webs. Draw arrows to show energy flow. Label consumers & producers.



**PREVIEW**

Please [Sign In](#) or [Sign Up](#) to download the printable version of this worksheet








## Answer Key - Example

Animals eat different things in different ecosystems. Match these consumers with food. They may eat more than one item.



**PREVIEW**

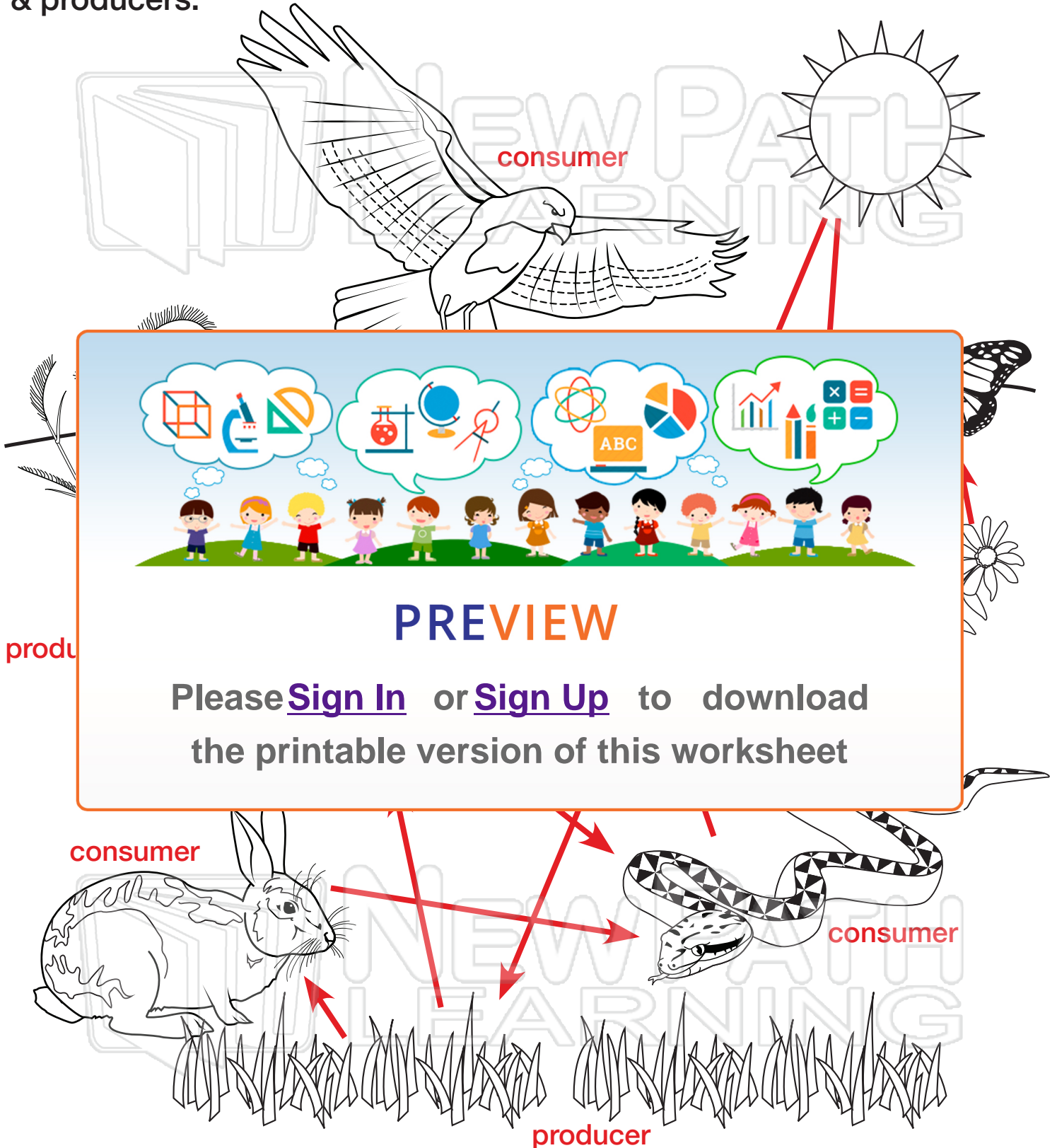
Please [Sign In](#) or [Sign Up](#) to download the printable version of this worksheet





## Answer Key - Example

Color the plants & animals. Cut them out. Use them to make food chains & webs. Draw arrows to show energy flow. Label consumers & producers.



**PREVIEW**

Please [Sign In](#) or [Sign Up](#) to download the printable version of this worksheet