



Name _____ Class _____ Date _____


Play Ball!

Baseball is known as **America's favorite pastime**. This sport uses many different skills from **pitching**, **catching**, and **batting** to **base-running**.

Equipment

All ball players will need a **ball**, a **bat**, and a **glove**.

Wear your **protective gear** during all practices and games, especially if you're a catcher — those fast balls can pack a punch!



PREVIEW

Please [Sign In](#) or [Sign Up](#) to download the printable version of this worksheet

5. **Third baseman** – Infield defensive fielder who covers the third-base area.
6. **Shortstop** – Defensive infielder between second and third base.
7. **Left field(er)** – Defensive outfielder covering area in left field.
8. **Center field(er)** – Center field is the leader of the outfield and is usually the fastest of the three outfielders.
9. **Right field(er)** – Defensive outfielder who occupies a position in right field.

Fun Facts

- There are exactly **108 stitches** on a baseball.
- Girls started playing on Little League teams in 1974.
- A major league pitcher can throw a baseball up to **95 miles an hour!**

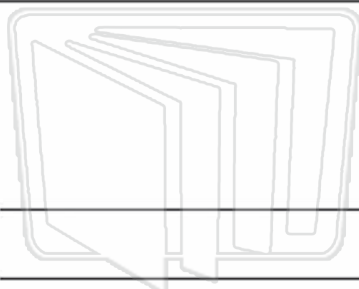
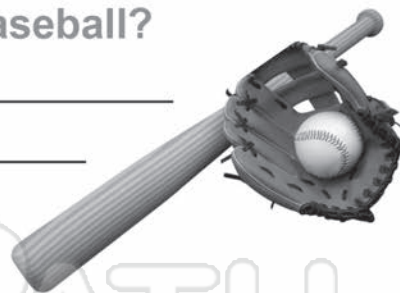


Baserunner – Primary responsibility is to advance to scoring position and score a run for his team.



Name _____ Class _____ Date _____

What equipment is needed to play baseball?



Describe Field Positions

NEWPATH
LEARNING

1. _____
2. _____
3. _____

4. _____
5. _____
6. _____
7. _____
8. _____
9. _____

PREVIEW

Please [Sign In](#) or [Sign Up](#) to download the printable version of this worksheet

