

## SYMMETRY

### What is Symmetry?

- Symmetry is when a shape or an object can be folded and both sides of the fold are the same size and shape.
- The fold line is called the **line of symmetry**.
- Not all shapes or objects have a line of symmetry.
- There are some shapes or objects that have **more than one** line of symmetry.

### How to find symmetry:

- To find the line or lines of symmetry in a shape or object, start side




**PREVIEW**

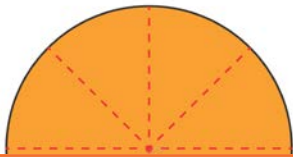
Please [Sign In](#) or [Sign Up](#) to download the printable version of this worksheet

There is a line drawn down the middle of this shape. If you were to fold this shape in half, would the two sides match up? In this case, they would! This means the line drawn is the line of symmetry for this shape.

- Let's look at another shape.




- A circle has many lines of symmetry.



## PREVIEW

Please [Sign In](#) or [Sign Up](#) to download the printable version of this worksheet

This shape has a line drawn across the middle. Is it showing the line of symmetry for this shape? No, it is not. If you were to fold on the line drawn, the two sides would not match up. The line of symmetry for this shape should be drawn down the middle instead.



## Try This!

- Draw the line of symmetry on each shape.

