



Name _____ Class _____ Date _____

Match each of the following terms to its definition:

Lighter

Heavier

Longer

Same

Flat shape

Rectangle

Shape

Curve

1. _____ - a line that is rounded; a line that is not straight



2. _____ - a geometric shape with little or no depth



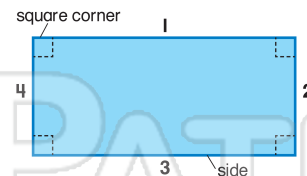
4. _____

PREVIEW

5. _____ another

Please [Sign In](#) or [Sign Up](#) to download the printable version of this worksheet

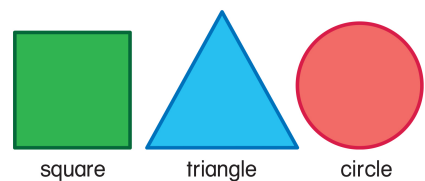
6. _____ - a plane figure with four sides and four square corners; opposite sides are equal and parallel



7. _____ - alike in size, quantity, or amount



8. _____ - the form or outline of an object





ANSWER KEY

Match each of the following terms to its definition:

Lighter

Heavier

Longer

Same

Flat shape

Rectangle

Shape

Curve

1. **Curve** - a line that is rounded; a line that is not straight



2. **Flat shape** - a geometric shape with little or no depth



3. Heavier



4. Lighter

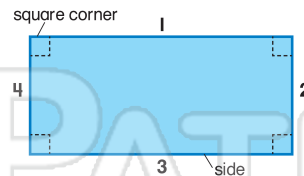
PREVIEW

5. Longer

object

Please [Sign In](#) or [Sign Up](#) to download the printable version of this worksheet

6. **Rectangle** - a plane figure with four sides and four square corners; opposite sides are equal and parallel



7. **Same** - alike in size, quantity, or amount



8. **Shape** - the form or outline of an object

