



ANSWER KEY

Match each of the following terms to its definition:

Addition sentence

Classify

Add

Fact family

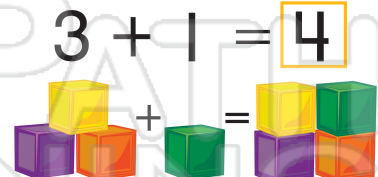
Equal sign

Addend

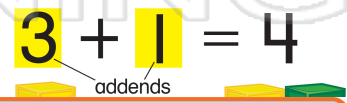
Category

Compose

1. **Add** - to combine or put together two or more numbers or quantities



2. **Addend** - a number to be added



3. **Addition sentence**



4. **Category**

PREVIEW

Please [Sign In](#) or [Sign Up](#) to download the printable version of this worksheet

5. **Character**

cube

sphere


6. **Compose** - to put together such as numbers or geometric shapes



7. **Equal sign** - a symbol used to show that two numbers are equal



8. **Fact family** - three numbers related by addition and subtraction, or multiplication and division



2, 3 and 5 are the numbers in this fact family