

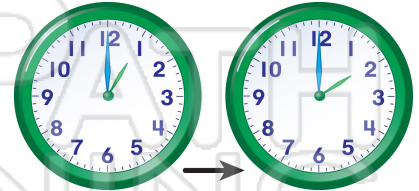


Name _____ Class _____ Date _____

Match each of the following terms to its definition:

- | | | | |
|-------------|--------------|--------|--------------|
| A.m. | Quarter-hour | Minute | Analog clock |
| Minute hand | P.m. | Hour | Hour hand |


1. _____ - a unit of time; equal to 60 minutes



2. _____ - the short hand on a clock that points to the hour



3. _____



4. _____
minu


PREVIEW

5. _____
Please [Sign In](#) or [Sign Up](#) to download
the printable version of this worksheet

6. _____ - a unit of time equal to 15 minutes



7. _____ - any time between 12:00 midnight and 12:00 noon



8. _____ - a clock that uses hour and minute hands to show
the time



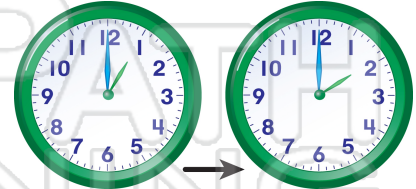


ANSWER KEY

Match each of the following terms to its definition:

- | | | | |
|-------------|--------------|--------|--------------|
| A.m. | Quarter-hour | Minute | Analog clock |
| Minute hand | P.m. | Hour | Hour hand |


1. **Hour** - a unit of time; equal to 60 minutes



2. **Hour hand** - the short hand on a clock that points to the hour



3. Mi



4. Mi
minu

PREVIEW

5. P.

Please [Sign In](#) or [Sign Up](#) to download the printable version of this worksheet

9 p.m.

6. **Quarter-hour** - a unit of time equal to 15 minutes



7. **A.m.** - any time between 12:00 midnight and 12:00 noon



7 a.m.

8. **Analog clock** - a clock that uses hour and minute hands to show the time

