



Comparing Fractions

Math

Name _____ Class _____ Date _____

Match each of the following terms to its definition:

Greater than (>)

Equivalent fractions

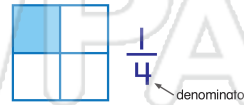
Equivalent

Numerator

Less than (<)

Denominator

1. _____ - the quantity below the line in a fraction; a denominator tells how many equal parts are in the whole



2. _____ - the same amount



PREVIEW

Please [Sign In](#) or [Sign Up](#) to download the printable version of this worksheet

4. _____
num
sec

5. _____ - a symbol used to compare two numbers when the first number is smaller than the second number



6. _____ - the number written above the line in a fraction; It shows how many equal parts of the whole, or group are described in the fraction



numerator (parts shaded) $\frac{1}{3}$ $\frac{2}{3}$ $\frac{3}{4}$
denominator (all parts)



ANSWER KEY

Match each of the following terms to its definition:

Greater than (>)

Equivalent fractions

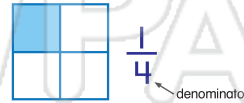
Equivalent

Numerator

Less than (<)

Denominator

1. Denominator - the quantity below the line in a fraction; a denominator tells how many equal parts are in the whole



2. Equivalent - the same amount



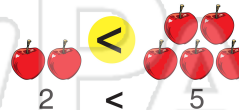
3. E

PREVIEW

Please [Sign In](#) or [Sign Up](#) to download the printable version of this worksheet

4. G
num
sec

5. Less than (<)



6. Numerator - the number written above the line in a fraction; It shows how many equal parts of the whole, or group are described in the fraction

