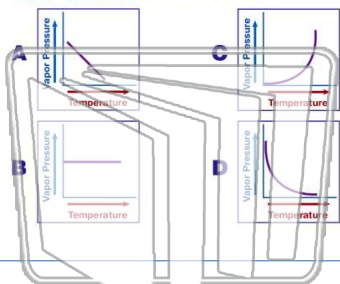




Name _____ Class _____ Date _____

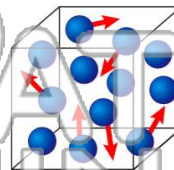
1

Which graph best represents the **variation** in the **vapor pressure** of water as temperature changes?

2

A 2.00-liter sample of a gas has a mass of 1.80 grams at STP. What is the **density**, in grams per liter, of this gas at STP?

- A 0.900
B 1.80
C 11.2
D 22.4



3

What is the **total number** of neon atoms contained in 20.2 grams of neon gas?A 1.01×10^{24}

4

What is the **total number** of moles of **oxygen atoms** in 1 mole of N_2O_3 ?

A 1

5



PREVIEW

Please [Sign In](#) or [Sign Up](#) to download the printable version of this worksheet

7

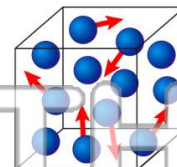
number, the **van der Waals forces** between the atoms in a given sample of each of these gases

- A decrease
B increase
C remains the same

10	Ne	2
18	Ar	3
36	Kr	4
54	Xe	5
86	Rn	6

behave most like an **ideal gas**?


- A 0°C and 100 kPa
B 0°C and 300 kPa
C 150°C and 100 kPa
D 150°C and 300 kPa



9

Standard temperature and a **pressure** of 0.5 atmosphere are equal to

- A 0°C and 380 torr
B 32°C and 380 torr
C 0°C and 760 torr
D 32°C and 760 torr



10

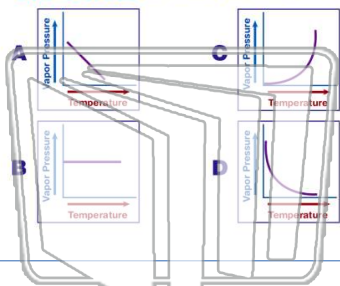
At STP, 3×10^{23} molecules of $\text{SO}_2(\text{g})$ occupy the **same** volume as

- A 1 mole of $\text{H}_2(\text{g})$
B 6×10^{23} molecules of $\text{H}_2(\text{g})$
C 0.5 mole of $\text{H}_2(\text{g})$
D 4 grams of $\text{H}_2(\text{g})$



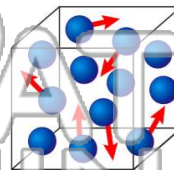
Name _____ Class _____ Date _____

1 Which graph best represents the **variation** in the **vapor pressure** of water as temperature changes?



2 A 2.00-liter sample of a gas has a mass of 1.80 grams at STP. What is the **density**, in grams per liter, of this gas at STP?

- A 0.900
- B 1.80
- C 11.2
- D 22.4



3 What is the **total number** of neon atoms contained in 20.2 grams of neon gas?

A 1.01×10^{24}

4 What is the **total number** of moles of **oxygen atoms** in 1 mole of N_2O_3 ?

A 1

5



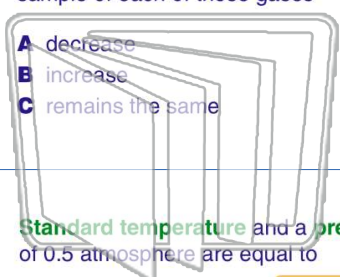
PREVIEW

Please [Sign In](#) or [Sign Up](#) to download the printable version of this worksheet

7

number, the **van der Waals forces** between the atoms in a given sample of each of these gases

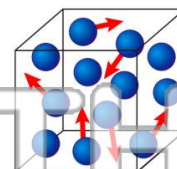
- A decrease
- B increase
- C remains the same



10	Ne	2
18	Ar	3
36	Kr	4
54	Xe	5
86	Rn	6

behave most like an **ideal gas**?


- A 0°C and 100 kPa
- B 0°C and 300 kPa
- C 150°C and 100 kPa
- D 150°C and 300 kPa



9

Standard temperature and a **pressure** of 0.5 atmosphere are equal to

- A 0°C and 380 torr
- B 32°C and 380 torr
- C 0°C and 760 torr
- D 32°C and 760 torr



10

At STP, 3×10^{23} molecules of $SO_2(g)$ occupy the **same** volume as

- A 1 mole of $H_2(g)$
- B 6×10^{23} molecules of $H_2(g)$
- C 0.5 mole of $H_2(g)$
- D 4 grams of $H_2(g)$