



Name _____ Class _____ Date _____

Cut out the cards at the bottom. Place each in the correct box.

Words starting with **ch**

Words starting with **sh**




NEW PATH
LEARNING



PREVIEW

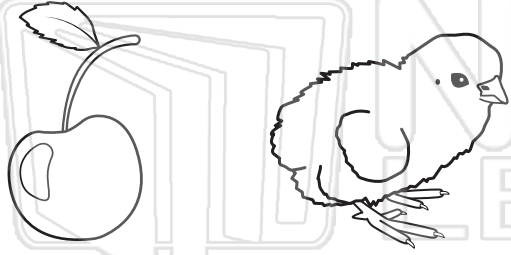


Please [Sign In](#) or [Sign Up](#) to download the printable version of this worksheet





Name _____ Class _____ Date _____

Cut out the cards at the bottom. Place each in the correct box.

Words starting with ch	Words starting with sh
	 



PREVIEW

Please [Sign In](#) or [Sign Up](#) to download the printable version of this worksheet

