




Name \_\_\_\_\_ Class \_\_\_\_\_ Date \_\_\_\_\_

## 1. Beginning Sounds

Begins like



a.



b.



## 2. Ending Sounds

Ends like



a.



b.



## 3. Consonant Blends

Write a consonant blend or digraph.



clo \_\_\_\_\_

## 4. Rhyming Words

Draw lines to match rhyming words.

chick

sock

pig

stick

block

wig



# PREVIEW

Please [Sign In](#) or [Sign Up](#) to download the printable version of this worksheet

## 8. Pronouns

Write N for noun, or P for pronoun.

brother \_\_\_\_\_

he \_\_\_\_\_

soccer \_\_\_\_\_

it \_\_\_\_\_



## 9. Periods & Question Marks

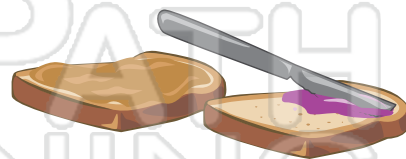
Add a period or question mark.




My dog likes to dig \_\_\_\_

## 10. Predictions

What's next? Circle it.



a.




b.



Name \_\_\_\_\_ Class \_\_\_\_\_ Date \_\_\_\_\_

## 1. Beginning Sounds

Begins like



a.



b.



## 2. Ending Sounds

Ends like



a.



b.



## 3. Consonant Blends

Write a consonant blend or digraph.



clo ck

## 4. Rhyming Words

Draw lines to match rhyming words.

chick

sock

pig

stick

block

wig



# PREVIEW

Please [Sign In](#) or [Sign Up](#) to download the printable version of this worksheet

## 8. Pronouns

Write N for noun, or P for pronoun.

brother N

he P

soccer N

it P



## 9. Periods & Question Marks

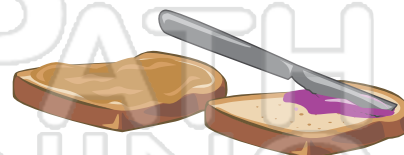
Add a period or question mark.




My dog likes to dig .

## 10. Predictions

What's next? Circle it.



a.



b.