



# Antonyms

ELA  
C

Name \_\_\_\_\_ Class \_\_\_\_\_ Date \_\_\_\_\_

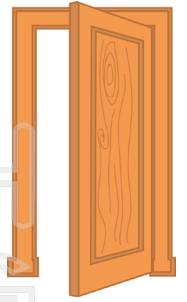
1 Circle the antonym for **sunny**.

nice      cloudy  
friend      outside



6 Cross out the antonym for **close**.

go      end  
open      win



2 Circle the antonym for **strong**.

blue      noisy



7 Circle the antonym for **smile**.

weak      frown



weak

3 Cross out  
clean



doze

## PREVIEW

Please [Sign In](#) or [Sign Up](#) to download the printable version of this worksheet

4 The opposite of **sad** is **awful**.

true  
false



run      pull

mow



5 **Begin** and **end** are antonyms.

true  
false



10 Which word is the opposite of **sweet**?

bland      sour  
tasty      candy





# Antonyms - Answer Key

ELA  
C

Name \_\_\_\_\_ Class \_\_\_\_\_ Date \_\_\_\_\_

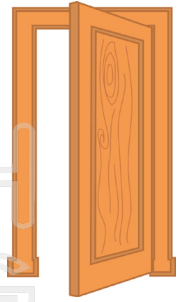
1 Circle the antonym for **sunny**.

nice cloudy  
friend outside



6 Cross out the antonym for **close**.

go end  
~~open~~ win



2 Circle the antonym for **strong**.

blue noisy



7 Circle the antonym for **smile**.

weak frown



weak



3 Cross out \_\_\_\_\_

~~clean~~



doze


## PREVIEW

Please [Sign In](#) or [Sign Up](#) to download the printable version of this worksheet

4 The opposite of **sad** is **awful**.

true

false



5 An antonym for **push** is \_\_\_\_\_.

run

pull

mow



5 **Begin** and **end** are antonyms.

true

false



10 Which word is the opposite of **sweet**?

bland

sour

tasty

candy

