




Name \_\_\_\_\_ Class \_\_\_\_\_ Date \_\_\_\_\_

1 A sculptor has created a statue showing his idea about peace. **What might be a good symbol for his project?**

- A a cannon
- B a rifle
- C a dove
- D a bomb



2 Draw a tree with apples. Draw a ladder under the tree. **Which will your picture look like if you followed the directions correctly?**



3 Follow the directions to make a word. The first part is a blend. The last letter is g. The vowel is long.

4 Follow the directions to make a word. Begin with a prefix. Have a short vowel and a silent vowel in

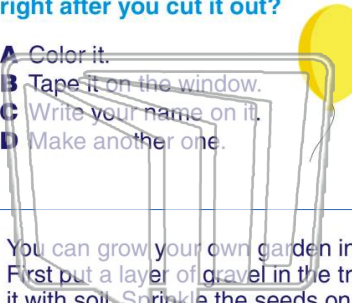


## PREVIEW

Please [Sign In](#) or [Sign Up](#) to download the printable version of this worksheet

7 Tape it on the window. **What do you do right after you cut it out?**

- A Color it.
- B Tape it on the window.
- C Write your name on it.
- D Make another one.



9 You can grow your own garden inside. First put a layer of gravel in the tray. Top it with soil. Sprinkle the seeds on top. Gently water it. Last, put it in a sunny spot. **What do you do after you put in the gravel?**

- A Sprinkle the seeds.
- B Gently water it.
- C Put in the soil.
- D Find a sunny spot.



8 Read the passage carefully. Then you will answer Numbers 1 through 5. Fill in the circles for the answers. **How do you show your answer choices?**

- A Write them on another paper.
- B Circle the whole sentence.
- C Color in the circle in front of your choice.
- D Underline the sentences.

10 To reheat the casserole, Preheat the oven to 300°. Add a cup of cream and stir. Sprinkle cheese on top. Cover with foil. Set the timer for 35 minutes. **What do you do just before covering with foil?**

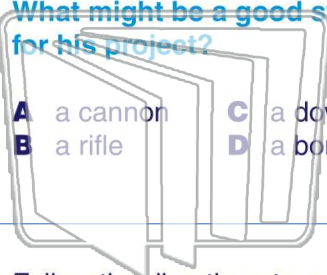
- A Preheat the oven.
- B Add cream.
- C Sprinkle cheese.
- D Set the timer.





Name \_\_\_\_\_ Class \_\_\_\_\_ Date \_\_\_\_\_

1 A sculptor has created a statue showing his idea about peace. **What might be a good symbol for his project?**



- A a cannon
- B a rifle
- C a dove
- D a bomb

2 Draw a tree with apples. Draw a ladder under the tree. **Which will your picture look like if you followed the directions correctly?**



3 Follow the directions to make a word. The first part is a blend. The last letter is g. The vowel is long.

4 Follow the directions to make a word. Begin with a prefix. Have a short vowel and a silent vowel in



5 **PREVIEW**  
Please [Sign In](#) or [Sign Up](#) to download the printable version of this worksheet

7 Tape it on the window. **What do you do right after you cut it out?**

- A Color it.
- B Tape it on the window.
- C Write your name on it.
- D Make another one.



8 Read the passage carefully. Then you will answer Numbers 1 through 5. Fill in the circles for the answers. **How do you show your answer choices?**

- A Write them on another paper.
- B Circle the whole sentence.
- C Color in the circle in front of your choice.
- D Underline the sentences.

9 You can grow your own garden inside. First put a layer of gravel in the tray. Top it with soil. Sprinkle the seeds on top. Gently water it. Last, put it in a sunny spot. **What do you do after you put in the gravel?**

- A Sprinkle the seeds.
- B Gently water it.
- C Put in the soil.
- D Find a sunny spot.



10 To reheat the casserole, Preheat the oven to 300°. Add a cup of cream and stir. Sprinkle cheese on top. Cover with foil. Set the timer for 35 minutes. **What do you do just before covering with foil?**

- A Preheat the oven.
- B Add cream.
- C Sprinkle cheese.
- D Set the timer.

