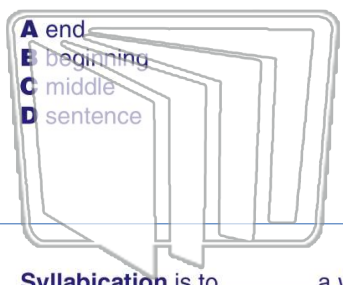




Name _____ Class _____ Date _____


1 A **prefix** is added to the _____ of a word.



- A end
- B beginning
- C middle
- D sentence

2 A **suffix** is added to the _____ of a word.

- A beginning
- B middle
- C end
- D front



3 **Syllabication** is to _____ a word into syllables.

4 What is the **prefix** in the word **biweekly**?



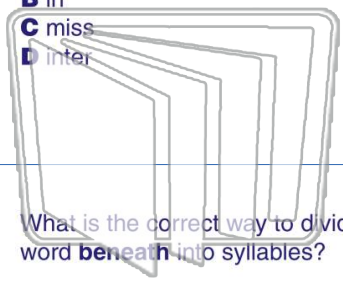
5

PREVIEW

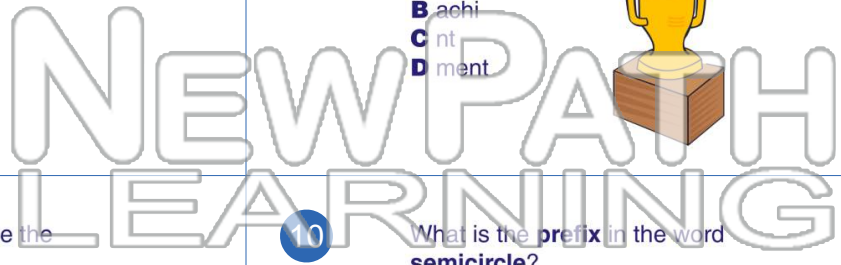
Please [Sign In](#) or [Sign Up](#) to download the printable version of this worksheet

7

- A sion
- B in
- C miss
- D inter



- A eve
- B achi
- C nt
- D ment




9 What is the correct way to divide the word **beneath** into syllables?

- A beneath
- B benea / th
- C be / neath
- D be / ne / ath

10 What is the **prefix** in the word **semicircle**?

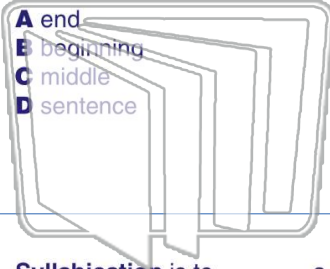
- A semi
- B se
- C circle
- D le





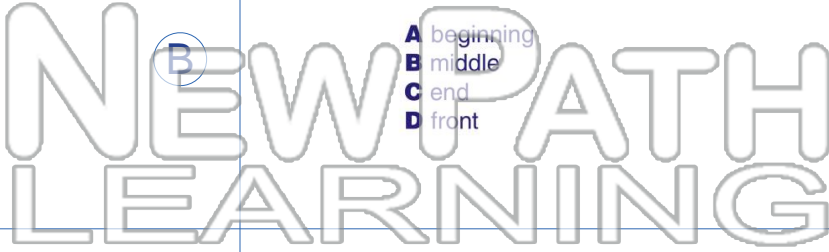
Name _____ Class _____ Date _____

1 A **prefix** is added to the _____ of a word.



- A end
- B beginning
- C middle
- D sentence

2 A **suffix** is added to the _____ of a word.



- A beginning
- B middle
- C end
- D front

3 **Syllabication** is to _____ a word into syllables.

4 What is the **prefix** in the word **biweekly**?



PREVIEW

Please [Sign In](#) or [Sign Up](#) to download the printable version of this worksheet

5

7

- A sion
- B in
- C miss
- D inter



9 What is the correct way to divide the word **beneath** into syllables?

- A beneath
- B benea / th
- C be / neath
- D be / ne / ath

- A eve
- B achi
- C nt
- D ment



10 What is the **prefix** in the word **semicircle**?

- A semi
- B se
- C circle
- D le

