



Name _____

Date _____

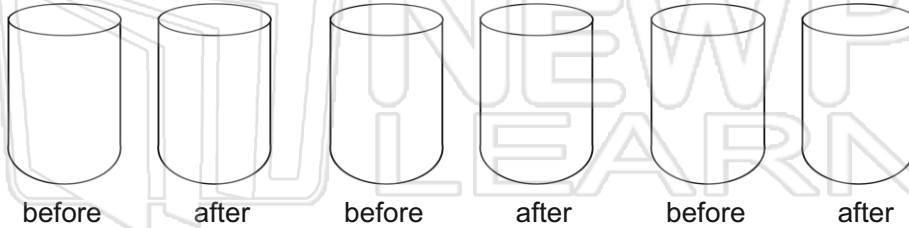
Cut the top off the bottle and take the label off.
Fill the bottle almost to the top with water.

Find **3** things that you can put into the water.

Put each into the water, one at a time.
Draw what the bottle looked like before and after.



YOU NEED:
water
a friend
big plastic bottle



What happens to the water when you put something in it?



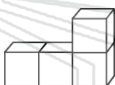
PREVIEW

Please [Sign In](#) or [Sign Up](#) to download the printable version of this worksheet

The volume is _____ blocks

The volume is _____ blocks

The volume is _____ blocks



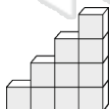
The volume is _____ blocks



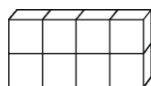
The volume is _____ blocks



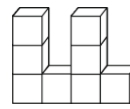
The volume is _____ blocks




The volume is _____ blocks



The volume is _____ blocks



The volume is _____ blocks





Name _____

Date _____

Cut the top off the bottle and take the label off.
Fill the bottle almost to the top with water.

Find **3** things that you can put into the water.

Put each into the water, one at a time.
Draw what the bottle looked like before and after.



YOU NEED:
water
a friend
big plastic bottle



What happens to the water when you put something in it?



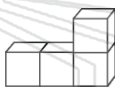
PREVIEW

Please [Sign In](#) or [Sign Up](#) to download the printable version of this worksheet

The volume is 3 blocks

The volume is 6 blocks

The volume is 4 blocks



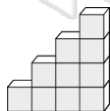
The volume is 4 blocks



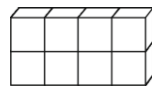
The volume is 4 blocks



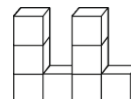
The volume is 8 blocks



The volume is 10 blocks



The volume is 8 blocks



The volume is 8 blocks

