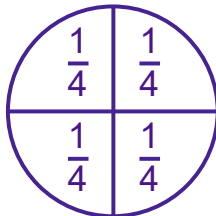




Name \_\_\_\_\_ Class \_\_\_\_\_ Date \_\_\_\_\_

This circle has been divided into four equal quarters.



$\frac{1}{4}$  means one part out of four

$\frac{1}{4}$  is how you write one quarter.

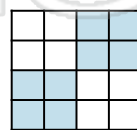
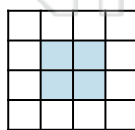
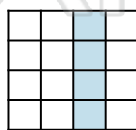
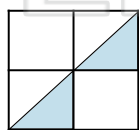
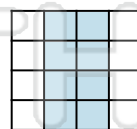
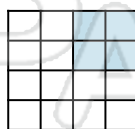
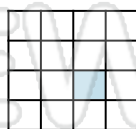
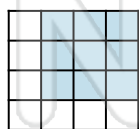
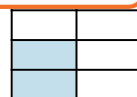


Use a ruler to divide each shape into four equal parts.

Label each quarter with this fraction  $\frac{1}{4}$ .



## PREVIEW

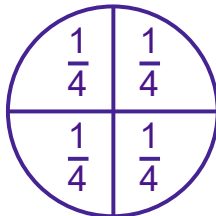
Please [Sign In](#) or [Sign Up](#) to download the printable version of this worksheet





## ANSWER KEY

This circle has been divided into four equal quarters.

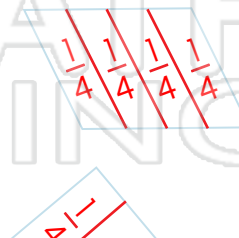
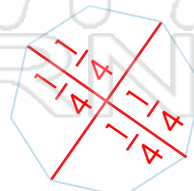
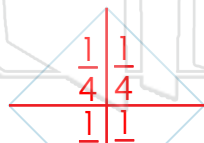


$\frac{1}{4}$  means one part out of four

$\frac{1}{4}$  is how you write one quarter.

Use a ruler to divide each shape into four equal parts.

Label each quarter with this fraction  $\frac{1}{4}$ .




## PREVIEW

Please [Sign In](#) or [Sign Up](#) to download the printable version of this worksheet



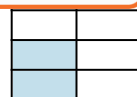
$\frac{1}{4}$



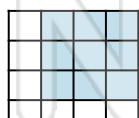
more than  $\frac{1}{2}$



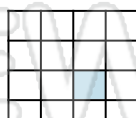
less than  $\frac{1}{4}$



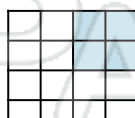
$\frac{1}{4}$



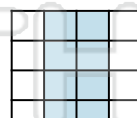
more than  $\frac{1}{2}$



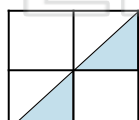
less than  $\frac{1}{4}$



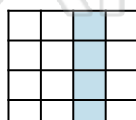
$\frac{1}{4}$



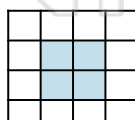
$\frac{1}{2}$



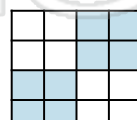
$\frac{1}{4}$



$\frac{1}{4}$



$\frac{1}{4}$



$\frac{1}{2}$