



Graphs

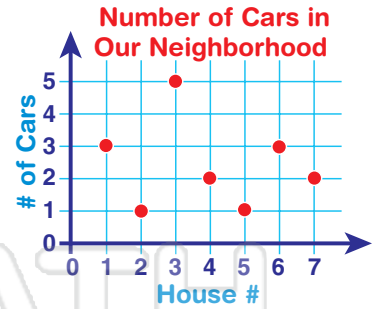
Math

Name _____ Class _____ Date _____

1 How many students take the bus?

Way to School	# of Students
	###
	###

6 How many cars are there in our neighborhood?



2 Which fruit do most second graders like?

Fruit			
# of Students	8	4	3

7 Sara took a walk in the park. Which kind of animal did she see the most?



3 How many students like math?



Way
cise

run

best.

PREVIEW

Please [Sign In](#) or [Sign Up](#) to download the printable version of this worksheet

4 How many students like pizza?

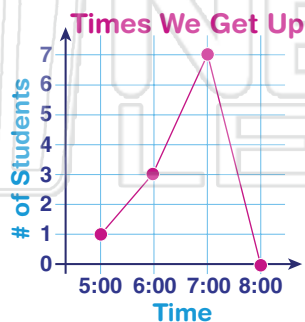
pepperoni	
mushroom	

= 2 students

chocolate	
strawberry	
vanilla	

= 3 students

5 When do most people get up?



10 How many people like roses and daisies?

Favorite Flower	# of People
	###






Graphs - Answer Key

Math

Name _____ Class _____ Date _____

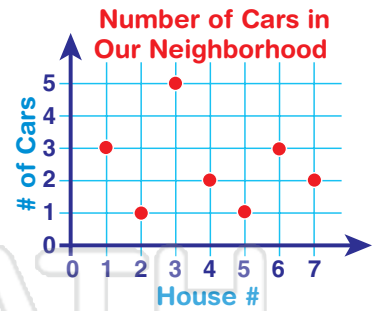
1 How many students take the bus?

9




Way to School	# of Students
	###
	###
	

6 How many cars are there in our neighborhood?

17



2 Which fruit do most second graders like?

Fruit			
# of Students	8	4	3

7 Sara took a walk in the park. Which kind of animal did she see the most?



3 H
fa
H
p
th



Way
cise

run



best.


PREVIEW




Please [Sign In](#) or [Sign Up](#) to download the printable version of this worksheet


4 H
th

4

pepperoni	
mushroom	

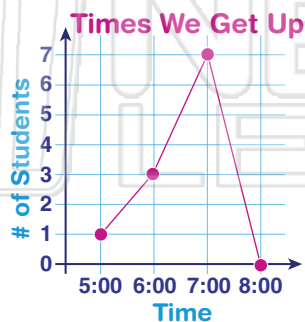
 = 2 students

chocolate	
strawberry	
vanilla	

 = 3 students


5 When do most people get up?

7:00



10 How many people like roses and daisies?

7

Favorite Flower	# of People
	###
