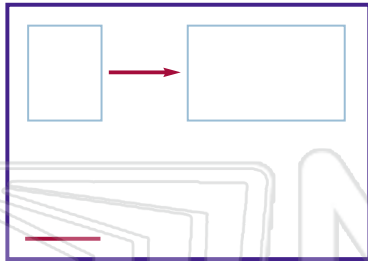
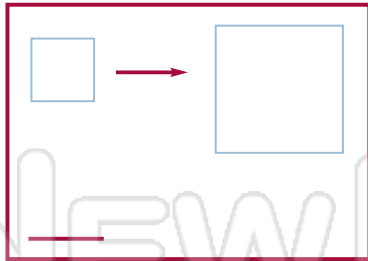
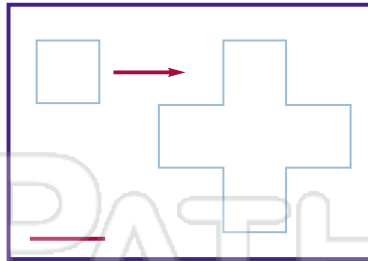
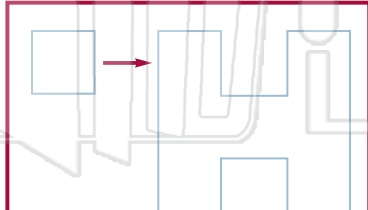
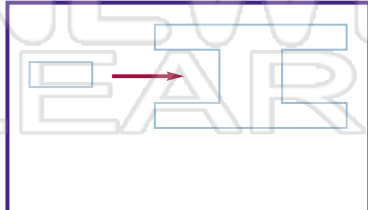





Name _____ Class _____ Date _____

Estimate how many small shapes are needed to cover the area of the bigger shape.








PREVIEW

Please [Sign In](#) or [Sign Up](#) to download the printable version of this worksheet

How many bricks are needed to make these walls? _____

How many bricks are needed to make these walls?

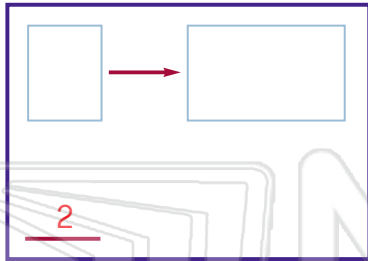
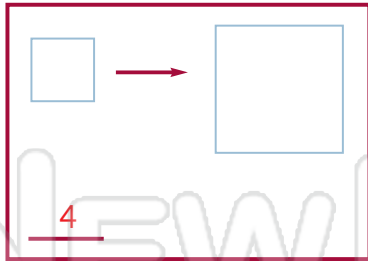
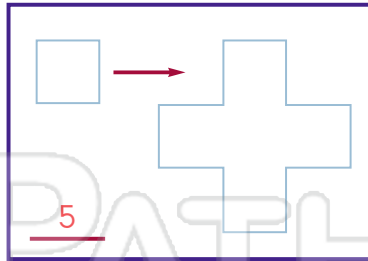
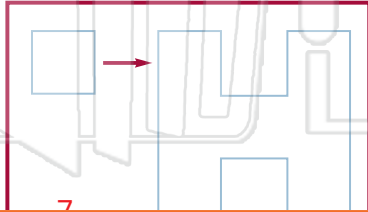




			
_____	_____	_____	_____
			_____



ANSWER KEY

Estimate how many small shapes are needed to cover the area of the bigger shape.








PREVIEW

Please [Sign In](#) or [Sign Up](#) to download the printable version of this worksheet

How many bricks did the builder need for this wall: _____

How many bricks are needed to make these walls? 

		
<u>8</u>	<u>12</u>	<u>24</u>
		
<u>30</u>	<u>9</u>	