

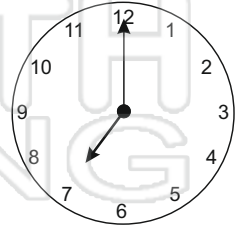
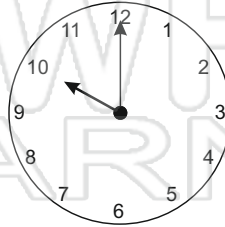
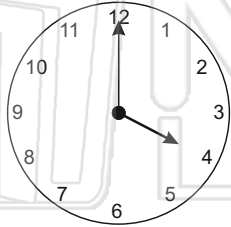
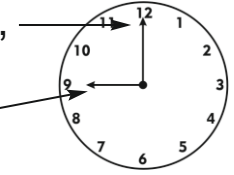


Name _____

Date _____



If the minute hand is pointing to **12**, that means it is an o'clock time. The hour hand tells you what hour o'clock it is.

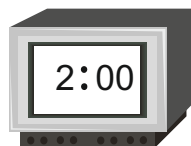
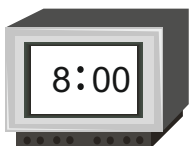
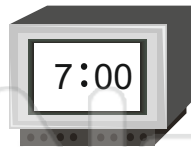
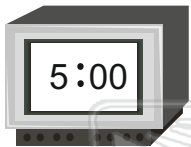


Look at each clock and write



PREVIEW

Please [Sign In](#) or [Sign Up](#) to download the printable version of this worksheet



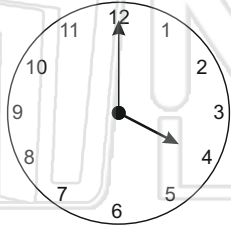
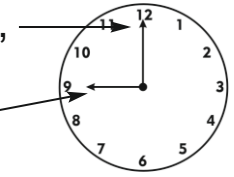


Name _____

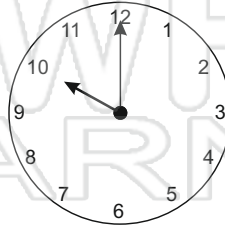
Date _____



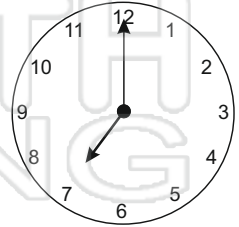
If the minute hand is pointing to **12**, that means it is an o'clock time. The hour hand tells you what hour o'clock it is.



4:00



10:00



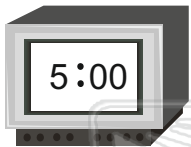
7:00

Look at each clock and write

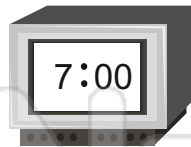


PREVIEW


Please [Sign In](#) or [Sign Up](#) to download the printable version of this worksheet



5 o'clock



7 o'clock



11 o'clock



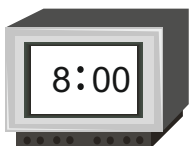
6 o'clock



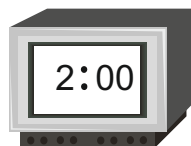
3 o'clock



12 o'clock



8 o'clock



2 o'clock



1 o'clock