

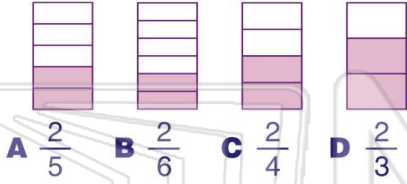


Equivalent Fractions to 1/2

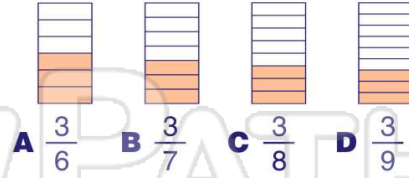
Math

Name _____ Class _____ Date _____

1 Which is **equivalent** to $\frac{1}{2}$?



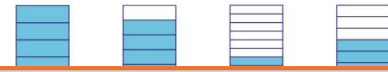
2 Which is **equal** to $\frac{1}{2}$?



3 Which shows $\frac{1}{2}$?



4 Which is **equivalent** to $\frac{1}{2}$?



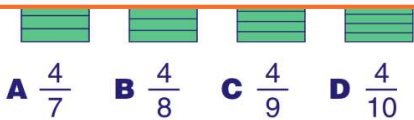
5



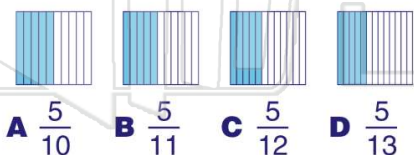
PREVIEW

Please [Sign In](#) or [Sign Up](#) to download the printable version of this worksheet

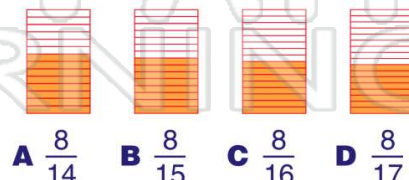
7



9 Which is **equivalent** to $\frac{1}{2}$?



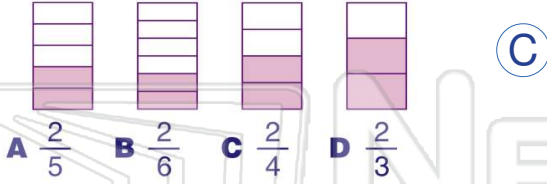
10 Which is **equivalent** to $\frac{1}{2}$?



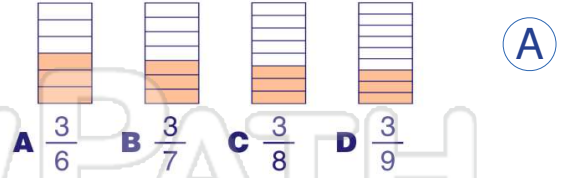


Name _____ Class _____ Date _____

1 Which is **equivalent** to $\frac{1}{2}$?



2 Which is **equal** to $\frac{1}{2}$?



3 Which shows $\frac{1}{2}$?

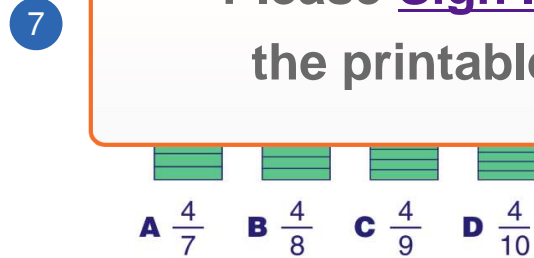


4 Which is **equivalent** to $\frac{1}{2}$?

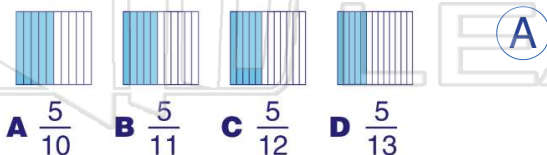


PREVIEW

Please [Sign In](#) or [Sign Up](#) to download the printable version of this worksheet



9 Which is **equivalent** to $\frac{1}{2}$?



10 Which is **equivalent** to $\frac{1}{2}$?

