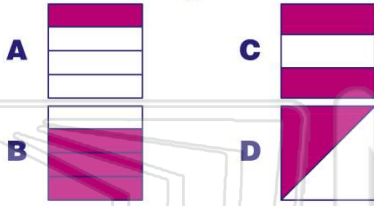


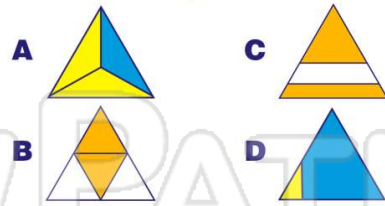


Name \_\_\_\_\_ Class \_\_\_\_\_ Date \_\_\_\_\_

1 Which shows  $\frac{1}{2}$  ?



2 Which shows  $\frac{1}{2}$  ?



3 shows  $\frac{1}{2}$ .

4 shows  $\frac{1}{2}$ .



## PREVIEW

7 Please [Sign In](#) or [Sign Up](#) to download the printable version of this worksheet

B false



A  $\frac{12}{15}$  B  $\frac{12}{20}$  C  $\frac{12}{24}$  D  $\frac{12}{28}$

9 is equal to  $\frac{1}{2}$ .

A true  
B false

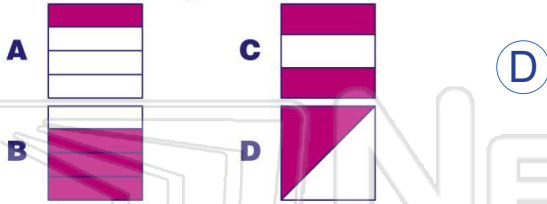
10 is equal to  $\frac{1}{2}$ .

A true  
B false

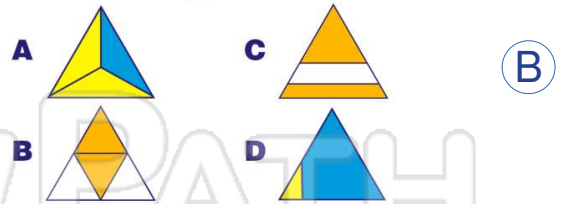


Name \_\_\_\_\_ Class \_\_\_\_\_ Date \_\_\_\_\_

1 Which shows  $\frac{1}{2}$  ?



2 Which shows  $\frac{1}{2}$  ?



3  shows  $\frac{1}{2}$ .

A

4  shows  $\frac{1}{2}$ .

B



B

## PREVIEW

Please [Sign In](#) or [Sign Up](#) to download the printable version of this worksheet

7

B false



A  $\frac{12}{15}$  B  $\frac{12}{20}$  C  $\frac{12}{24}$  D  $\frac{12}{28}$

9  is equal to  $\frac{1}{2}$ .

A true  
B false

10  is equal to  $\frac{1}{2}$ .

A true  
B false