



Name _____ Class _____ Date _____

1 How many **total** pizzas did the three families eat all together?

- A 15
- B 20
- C 25
- D 60

Family	# of Pizzas Ate Last Year
Garcia	
Knapp	
Williams	

= 5 pizzas

2 How many **more** pet cats are there than pet dogs?

- A 2
- B 3
- C 6
- D 12

Pets Owned by Third Graders	
Cat	
Dog	
Rabbit	
Guinea Pig	

= 2 pets

3 How many students own a pet rabbit?

- A 1

Pets Owned by Third Graders	
Cat	

4 How many **more** third graders like purple than blue?

- A 35%



5



PREVIEW

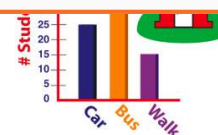
Please [Sign In](#) or [Sign Up](#) to download the printable version of this worksheet

7

- B 10
- C 15
- D 25

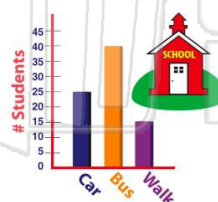


- B 55
- C 65
- D 80



9 How many **fewer** students walk to school than ride the bus?

- A 10
- B 15
- C 25
- D 40



10 What two days did the sub sales **stay the same**?

- A Saturday & Sunday
- B Tuesday & Wednesday
- C Friday & Saturday
- D Sunday & Monday





Name _____ Class _____ Date _____

1 How many **total** pizzas did the three families eat all together?

- A 15
- B 20
- C 25
- D 60

Family	# of Pizzas Ate Last Year
Garcia	
Knapp	
Williams	

= 5 pizzas

(D)

2 How many **more** pet cats are there than pet dogs?

- A 2
- B 3
- C 6
- D 12

Pets Owned by Third Graders	
Cat	
Dog	
Rabbit	
Guinea Pig	

= 2 pets

(C)

3 How many students own a pet rabbit?

- A 1

Pets Owned by Third Graders	
Cat	

(B)

4 How many **more** third graders like purple than blue?

- A 35%



(D)

5



(D)

PREVIEW

Please [Sign In](#) or [Sign Up](#) to download the printable version of this worksheet

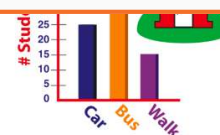
7

- B 10
- C 15
- D 25



(C)

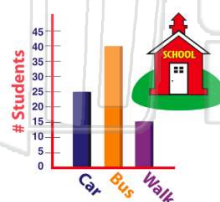
- B 55
- C 65
- D 80



(D)

9 How many **fewer** students walk to school than ride the bus?

- A 10
- B 15
- C 25
- D 40



(C)

10 What two days did the sub sales **stay the same**?

- A Saturday & Sunday
- B Tuesday & Wednesday
- C Friday & Saturday
- D Sunday & Monday



(B)