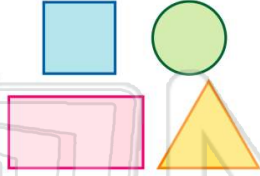




Name _____ Class _____ Date _____

1 Which figure has the **most** lines of symmetry?

- A square
- B rectangle
- C triangle
- D circle



2 The letter **F** has **one** line of symmetry.

- A true
- B false



3 Which letter has **two** lines of symmetry?

- A T
- C I

4 All circles are symmetrical.

- A true
- B false



5



PREVIEW

Please [Sign In](#) or [Sign Up](#) to download the printable version of this worksheet

7

- B false



- A true
- B false

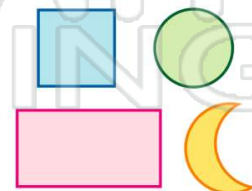


9 Which figure has **two** lines of symmetry?

- A square
- B circle
- C rectangle
- D triangle

10 Which figure has the **most** lines of symmetry?

- A square
- B circle
- C rectangle
- D moon

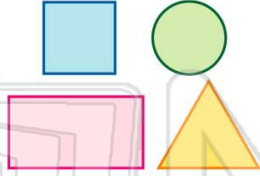




Name _____ Class _____ Date _____

1 Which figure has the **most** lines of symmetry?

- A square
- B rectangle
- C triangle
- D circle



(D)

2 The letter **F** has **one** line of symmetry.

- A true
- B false



(B)

3 Which letter has **two** lines of symmetry?

- A T
- C I



(B)

4 All circles are symmetrical.

- A true
- B false



(A)



PREVIEW

Please [Sign In](#) or [Sign Up](#) to download the printable version of this worksheet

7 B false

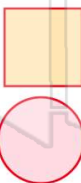


- A true
- B false



9 Which figure has **two** lines of symmetry?

- A square
- B circle

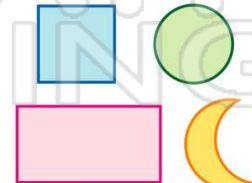


- C rectangle
- D triangle

(C)

10 Which figure has the **most** lines of symmetry?

- A square
- B circle
- C rectangle
- D moon



(B)