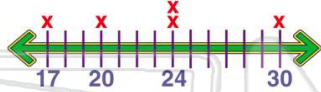




Name _____ Class _____ Date _____

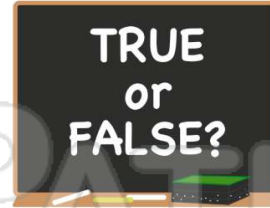
1 Find the **median** for the following set of numbers: **17, 24, 24, 30, 20**.

- A 17
- B 19
- C 24
- D 30



2 The **mean** of **46, 46, 56, 76** is **224**.

- A true
- B false



3 The **mode** of **46, 46, 56, 76** is **76**.

- A true
- B false



4 The **median** of **46, 46, 56, 76** is **51**.

- A true
- B false

True or false?



5



PREVIEW

7

Please [Sign In](#) or [Sign Up](#) to download the printable version of this worksheet

- C 97
- D 98



9 The **mode** of **125, 146, 140, 159, 140** is **140**.

- A true
- B false



10 The **median** of **125, 146, 140, 159, 140** is **146**.

- A true
- B false

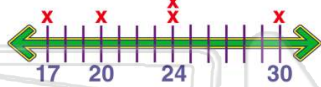




Name _____ Class _____ Date _____

1 Find the **median** for the following set of numbers: **17, 24, 24, 30, 20**.

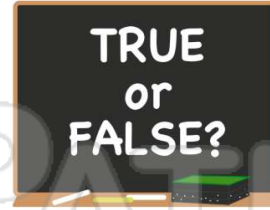
- A 17
- B 19
- C 24
- D 30



(C)

2 The **mean** of **46, 46, 56, 76** is **224**.

- A true
- B false



(B)

3 The **mode** of **46, 46, 56, 76** is **76**.

- A true
- B false



(B)

4 The **median** of **46, 46, 56, 76** is **51**.

- A true
- B false

True or false?



(A)

5



(C)

PREVIEW

Please [Sign In](#) or [Sign Up](#) to download the printable version of this worksheet

7

- C 97
- D 98



(A)

9 The **mode** of **125, 146, 140, 159, 140** is **140**.

- A true
- B false



(A)

10 The **median** of **125, 146, 140, 159, 140** is **146**.

- A true
- B false



(B)