





Name _____ Class _____ Date _____

1  is an **acute angle**.

A true
B false


2 An **obtuse angle** measures _____.

A less than 90 degrees
B 90 degrees
C more than 90 degrees
D 180 degrees




3 This is a(n) _____ **angle**.

A acute
B right
C straight



4 This is a(n) _____ **angle**.


A acute
B right
C obtuse



5 

PREVIEW


7 Please [Sign In](#) or [Sign Up](#) to download the printable version of this worksheet

9  This is a(n) _____ **angle**.

A acute
B right
C straight
D obtuse


10 This is a(n) _____.

A acute angle
B right angle
C obtuse angle
D straight angle






Name _____ Class _____ Date _____

1  is an **acute angle**.

A true
B false


2 An **obtuse angle** measures _____.

A less than 90 degrees
B 90 degrees
C more than 90 degrees
D 180 degrees




3 This is a(n) _____ **angle**.

A acute
B right
C straight



4 This is a(n) _____ **angle**.


A acute
B right
C obtuse



5 

PREVIEW


Please [Sign In](#) or [Sign Up](#) to download the printable version of this worksheet

7 

A straight angle
B right angle

9 This is a(n) _____ **angle**.

A acute
B right
C straight
D obtuse



8 True or false?

A true
B false

10 This is a(n) _____.

A acute angle
B right angle
C obtuse angle
D straight angle

