



Name _____ Class _____ Date _____

What does a clock look like? Use this circle to draw a clock.
Try to do this without looking at a real clock.
Write numbers. Draw marks to show minutes. Try to be accurate.
Draw the hands of the clock to show half past three.



What does the longer hand measure? _____

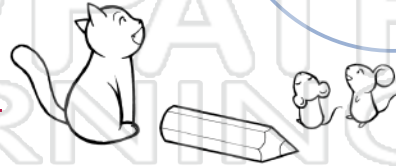
What does the shorter hand measure? _____

Now compare your drawing to a real clock.
Add or change details that are missing or incorrect.

How many hands does the real clock have? _____

What does the third hand measure? _____

How many hours are marked on the clock? _____ How many minutes are marked? _____



PREVIEW

Please [Sign In](#) or [Sign Up](#) to download the printable version of this worksheet



What time would it have been half an hour ago? _____

Look at the hour hand on each clock. Draw the minute hand and write the digital time.



ANSWER KEY

What does a clock look like? Use this circle to draw a clock.
 Try to do this without looking at a real clock.
 Write numbers. Draw marks to show minutes. Try to be accurate.

Draw the hands of the clock to show half past three.

What does the longer hand measure? minutes


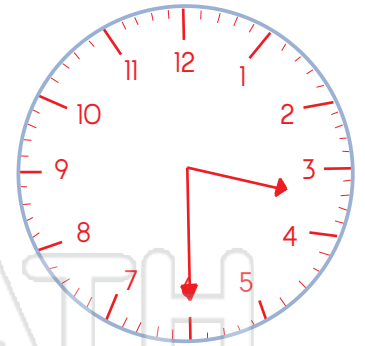
What does the shorter hand measure? hours

Now compare your drawing to a real clock.
 Add or change details that are missing or incorrect.

How many hands does the real clock have? 3. Hours, minutes, seconds.

What does the third hand measure? seconds

How many hours are marked on the clock? 12 How many minutes are marked? 60



PREVIEW

Please [Sign In](#) or [Sign Up](#) to download the printable version of this worksheet



What time would it have been half an hour ago? three o'clock

Look at the hour hand on each clock. Draw the minute hand and write the digital time.



2:00



2:30



6:00



6:30



7:30



9:00



12:00



11:30



1:30



4:00



9:30



5:30