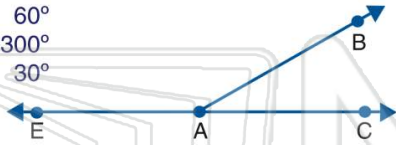




Name _____ Class _____ Date _____

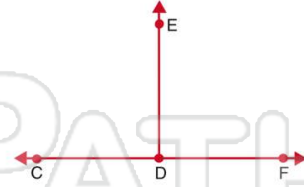
1 If the measure of $\angle BAC$ equals 60 degrees, what is the measure of $\angle EAB$?

- A 120°
- B 60°
- C 300°
- D 30°



2 If the measure of $\angle EDF$ equals 91 degrees, what is the measure of $\angle EDC$?

- A 9°
- B 89°
- C 269°
- D 120°



3 If the measure of $\angle XYZ$ equals 25 degrees, what is the measure of $\angle TYZ$?

- A 75°
- B 65°

4 If the measure of $\angle ABC$ equals 90 degrees, what is the measure of $\angle DBA$?

- A 180°
- B 10°



5

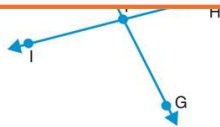


PREVIEW

Please [Sign In](#) or [Sign Up](#) to download the printable version of this worksheet

7

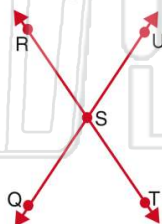
D $\angle GFI$ & $\angle FHI$



- A $\angle ONM$ & $\angle PNO$
- B $\angle PNO$ & $\angle MNP$
- C $\angle QNO$ & $\angle MNP$
- D $\angle MNQ$ & $\angle MNO$

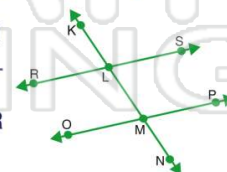
9 Which two angles are congruent?

- A $\angle QST$ & $\angle UST$
- B $\angle RSU$ & $\angle QST$
- C $\angle RSQ$ & $\angle RST$
- D $\angle USQ$ & $\angle SQT$



10 If line RS and line OP are parallel, then which two angles are congruent?

- A $\angle PMN$ & $\angle KLR$
- B $\angle RLM$ & $\angle OML$
- C $\angle SLK$ & $\angle KLR$
- D $\angle OMN$ & $\angle KLR$

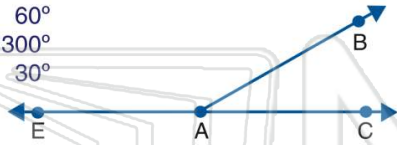




Name _____ Class _____ Date _____

1 If the measure of $\angle BAC$ equals 60 degrees, what is the measure of $\angle EAB$?

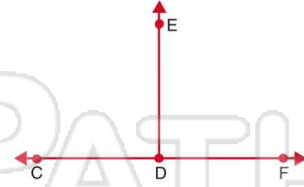
- A 120°
- B 60°
- C 300°
- D 30°



(A)

2 If the measure of $\angle EDF$ equals 91 degrees, what is the measure of $\angle EDC$?

- A 9°
- B 89°
- C 269°
- D 120°



(B)

3 If the measure of $\angle XYZ$ equals 25 degrees, what is the measure of $\angle TYZ$?

- A 75°
- B 65°

(C)

4 If the measure of $\angle ABC$ equals 90 degrees, what is the measure of $\angle DBA$?

- A 180°
- B 10°



(D)

5



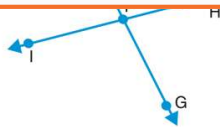
(C)

PREVIEW

Please [Sign In](#) or [Sign Up](#) to download the printable version of this worksheet

7

D $\angle GFI$ & $\angle FHI$

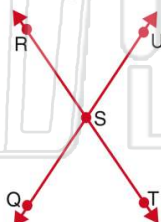


- A $\angle ONM$ & $\angle PNO$
- B $\angle PNO$ & $\angle MNP$
- C $\angle QNO$ & $\angle MNP$
- D $\angle MNQ$ & $\angle MNO$

(C)

9 Which two angles are congruent?

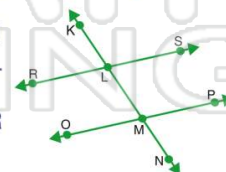
- A $\angle QST$ & $\angle UST$
- B $\angle RSU$ & $\angle QST$
- C $\angle RSQ$ & $\angle RST$
- D $\angle USQ$ & $\angle SQT$



(B)

10 If line RS and line OP are parallel, then which two angles are congruent?

- A $\angle PMN$ & $\angle KLR$
- B $\angle RLM$ & $\angle OML$
- C $\angle SLK$ & $\angle KLR$
- D $\angle OMN$ & $\angle KLR$



(A)