

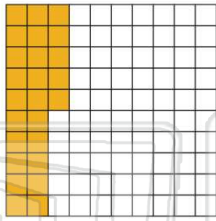


Name _____ Class _____ Date _____

1 Write the percent as a **decimal**.

25%

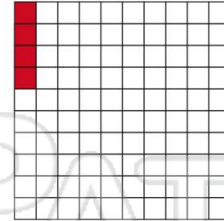
- A .25
- B .2
- C 2.5
- D 25.00



2 Write the percent as a **decimal**.

4%

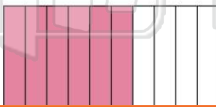
- A 0.4
- B 0.04
- C 4.0
- D 40.0



3 Write the percent as a **decimal**.

60%


- A 60.0



4 Write the percent as a **decimal**.

57%

- A 57.0



5



PREVIEW

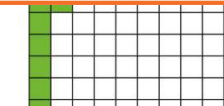
Please [Sign In](#) or [Sign Up](#) to download the printable version of this worksheet

7

- D 0.099



- B 0.15
- C 1.5
- D 15.0



9

Write the percent as a **decimal**.

- A 2.0
- B 0.20
- C 0.020
- D 20.0

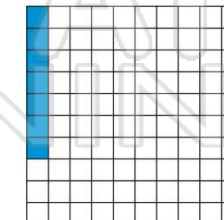


10

Write the percent as a **decimal**.

7%

- A 0.07
- B 0.007
- C 7.0
- D 70.0



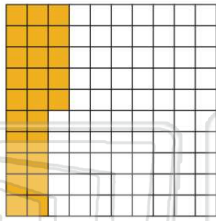


Name _____ Class _____ Date _____

1 Write the percent as a **decimal**.

25%

- A .25
- B .2
- C 2.5
- D 25.00

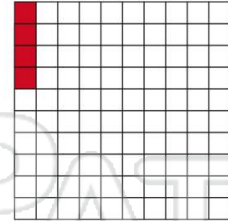


(A)

2 Write the percent as a **decimal**.

4%

- A 0.4
- B 0.04
- C 4.0
- D 40.0

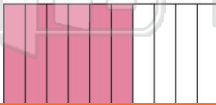


(B)

3 Write the percent as a **decimal**.

60%

- A 60.0




(D)

4 Write the percent as a **decimal**.

57%

- A 57.0



(B)

5



(C)

PREVIEW

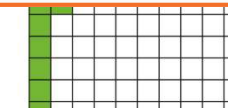
Please [Sign In](#) or [Sign Up](#) to download the printable version of this worksheet

7

- D 0.099



- B 0.15
- C 1.5
- D 15.0



(B)

9

Write the percent as a **decimal**.

- A 2.0
- B 0.20
- C 0.020
- D 20.0

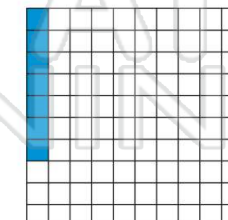


(B)

10 Write the percent as a **decimal**.

7%

- A 0.07
- B 0.007
- C 7.0
- D 70.0



(A)