

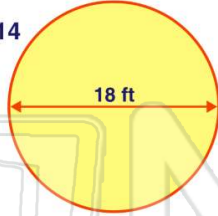


Name _____ Class _____ Date _____

1 If a circle has a **diameter of 18 feet**, what is the **area**?

$$A = \pi \cdot r^2 \quad \pi = 3.14$$

- A 28.26 ft²
- B 56.52 ft²
- C 254.34 ft²
- D 1,017.36 ft²



2 Carly's bedroom is 9 ft. by 8 ft. What is the **area** of Carly's floor?

$$A = \ell \cdot w$$

- A 17 ft²
- B 36 ft²
- C 72 ft²
- D 98 ft²



3 Find the **area** of this parallelogram.

$$A = b \cdot h$$

- A 98 in.²
- B 191 in.²



4 Tom has a square poster with an area of 196 square inches. How long is **each side** of the poster?

$$A = s^2$$

5



PREVIEW

Please [Sign In](#) or [Sign Up](#) to download the printable version of this worksheet

7

- A 6 in.
- B 12 in.
- C 18 in.
- D 36 in.



$$A = \ell \cdot w$$

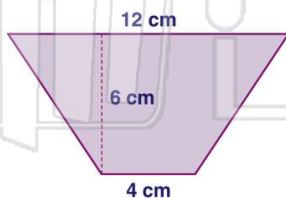
- A 14 ft
- B 16 ft
- C 18 ft
- D 20 ft



9 What is the **area** of this trapezoid?

$$A = \frac{1}{2} h (b_1 + b_2)$$

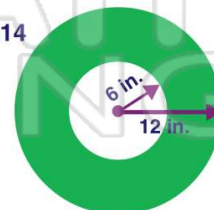
- A 22 cm²
- B 24 cm²
- C 48 cm²
- D 64 cm²



10 Calculate the **area of the shaded part** of this figure.

$$A = \pi \cdot r^2 \quad \pi = 3.14$$

- A 144 in.²
- B 234.78 in.²
- C 293.16 in.²
- D 339.12 in.²



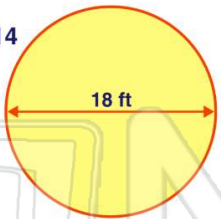


Name _____ Class _____ Date _____

1 If a circle has a **diameter of 18 feet**, what is the **area**?

$A = \pi \cdot r^2$ $\pi = 3.14$

A 28.26 ft²
B 56.52 ft²
C 254.34 ft²
D 1,017.36 ft²



(C)

2 Carly's bedroom is 9 ft. by 8 ft. What is the **area** of Carly's floor?

$A = \ell \cdot w$

A 17 ft²
B 36 ft²
C 72 ft²
D 98 ft²




(C)

3 Find the **area** of this parallelogram.

$A = b \cdot h$

A 98 in.²
B 191 in.²



(D)

4 Tom has a square poster with an area of 196 square inches. How long is **each side** of the poster?

$A = s^2$

(B)

5



PREVIEW

Please [Sign In](#) or [Sign Up](#) to download the printable version of this worksheet

(D)

7

A 6 in.
B 12 in.
C 18 in.
D 36 in.



A 14 ft **C** 18 ft
B 16 ft **D** 20 ft

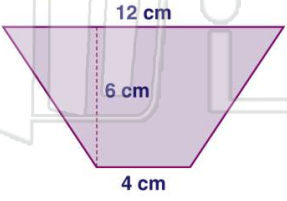


(A)

9 What is the **area** of this trapezoid?

$A = \frac{1}{2}h(b_1 + b_2)$

A 22 cm²
B 24 cm²
C 48 cm²
D 64 cm²

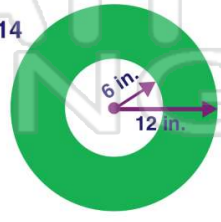


(C)

10 Calculate the **area of the shaded part** of this figure.

$A = \pi \cdot r^2$ $\pi = 3.14$

A 144 in.²
B 234.78 in.²
C 293.16 in.²
D 339.12 in.²



(D)