



Name \_\_\_\_\_ Class \_\_\_\_\_ Date \_\_\_\_\_

1 2002 was a good year for selling plums.  
True or false?  
A true  
B false

Fruit Sold in the Cafeteria

2 Oranges are **no longer popular** in the cafeteria.  
True or false?  
A true  
B false

Fruit Sold in the Cafeteria

3 The **total** amount of fruit sold in 2002 was \_\_\_\_\_ the amount sold in 2006.  
A less than  
B equal to

4 If **only one** fruit could be sold in the cafeteria, the **best** one to offer would be \_\_\_\_\_.  
A apples



## PREVIEW

Please [Sign In](#) or [Sign Up](#) to download the printable version of this worksheet

A true  
B false

Difficult Subjects

A true  
B false

Difficult Subjects

9 The **circle graph** \_\_\_\_\_  
A shows which subjects are easy  
B presents a clear picture of the data  
C tells what is studied in math  
D indicates science is fun

Difficult Subjects

10 The smallest section of the graph indicates "other subjects" which were found to be difficult. Which **subject** might be included?  
A social studies  
B science  
C computer science  
D English

Difficult Subjects

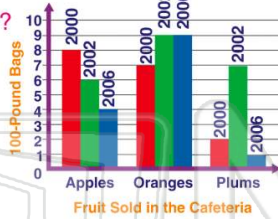


Name \_\_\_\_\_ Class \_\_\_\_\_ Date \_\_\_\_\_

1 2002 was a good year for selling plums.

True or false?

- A true
- B false

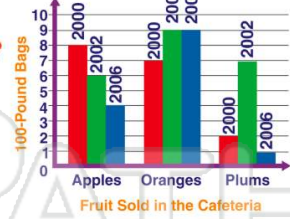


A

2 Oranges are **no longer popular** in the cafeteria.

True or false?

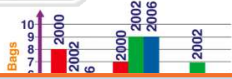
- A true
- B false



B

3 The **total** amount of fruit sold in 2002 was \_\_\_\_\_ the amount sold in 2006.

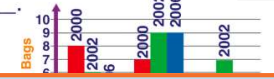
- A less than
- B equal to



C

4 If **only one** fruit could be sold in the cafeteria, the **best** one to offer would be \_\_\_\_\_.

- A apples



D

5



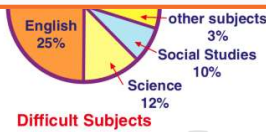
D

## PREVIEW

Please [Sign In](#) or [Sign Up](#) to download the printable version of this worksheet

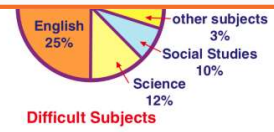
7

- A true
- B false



A

- A true
- B false




A

9

The **circle graph** \_\_\_\_\_.

- A shows which subjects are easy
- B presents a clear picture of the data
- C tells what is studied in math
- D indicates science is fun




B

10

The smallest section of the graph indicates "other subjects" which were found to be difficult. Which **subject** might be included?

- A social studies
- B science
- C computer science
- D English



C