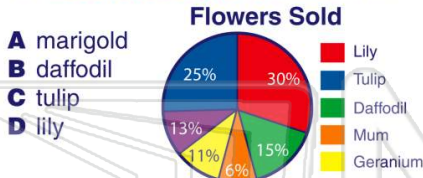


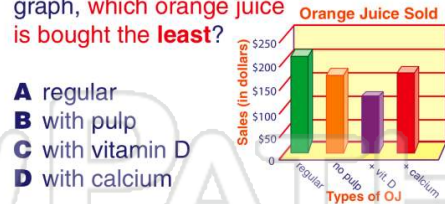


Name _____ Class _____ Date _____

1 In the spring, a garden store sells flowers. According to the circle graph, which is the **most popular type of flower** sold?



2 At a grocery store, there are 4 types of orange juice. According to the bar graph, **which orange juice is bought the least?**



3 For a school project, Margie graphed the cost of a movie over 7 years. **During what years did the movie price stay the same?**



4 A group of students were asked how many children were in their family. The results are shown in this **histogram**. **How many families have at least 5 children?**



5



PREVIEW

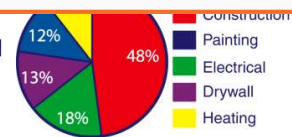
Please [Sign In](#) or [Sign Up](#) to download the printable version of this worksheet

7

D Joe worked 15 hours.



A painting
B electrical
C drywall
D heating



9

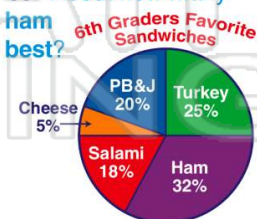
According to the line graph, **between what years did the price of jelly decrease?**



10

120 sixth graders took a survey on their favorite sandwiches. **About how many sixth graders like ham sandwiches the best?**

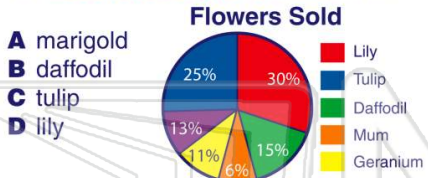
A 30
B 38
C 32
D 22





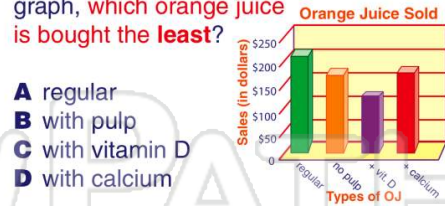
Name _____ Class _____ Date _____

1 In the spring, a garden store sells flowers. According to the circle graph, which is the **most popular type of flower** sold?



D

2 At a grocery store, there are 4 types of orange juice. According to the bar graph, **which orange juice is bought the least?**



C

3 For a school project, Margie graphed the cost of a movie over 7 years. **During what years did the movie price stay the same?**



C

4 A group of students were asked how many children were in their family. The results are shown in this **histogram**. **How many families have at least 5 children?**



B

5



A

PREVIEW

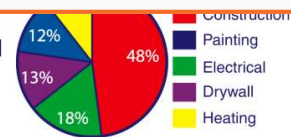
Please [Sign In](#) or [Sign Up](#) to download the printable version of this worksheet

7

D Joe worked 15 hours.

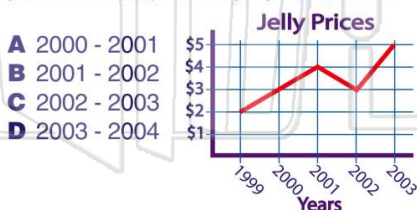


A painting
B electrical
C drywall
D heating



D

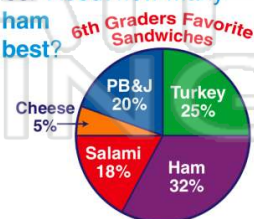
9 According to the line graph, **between what years did the price of jelly decrease?**



B

10 120 sixth graders took a survey on their favorite sandwiches. **About how many sixth graders like ham sandwiches the best?**

A 30
B 38
C 32
D 22



B