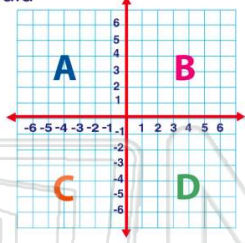




Name _____ Class _____ Date _____

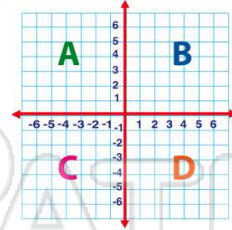
1 Which point would be located in **quadrant B**?

- A (5,2)
- B (5,-2)
- C (-5,2)
- D (-5,-2)



2 Which point would be located in **quadrant C**?

- A (-1,3)
- B (-1,-3)
- C (1,-3)
- D (1,3)



3 Which point would be located in **quadrant A**?

- A (-6,-2)
- B (6,2)



4 Which point would be located in **quadrant D**?

- A (-4,3)
- B (3,-4)



5

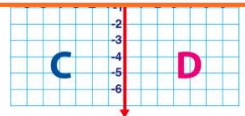


PREVIEW

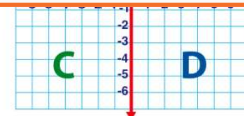
Please [Sign In](#) or [Sign Up](#) to download the printable version of this worksheet

7

- A true
- B false



- A true
- B false

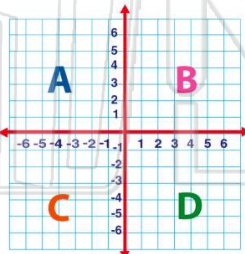


9

Point (-2,6) is located in **quadrant A**.

True or false?

- A true
- B false

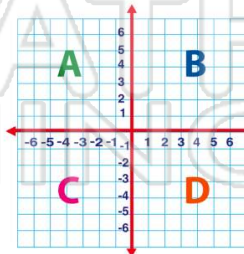


10

Point (-3,-1) is located in **quadrant A**.

True or false?

- A true
- B false





Name _____ Class _____ Date _____

1 Which point would be located in **quadrant B**?

A (5,2)
B (5,-2)
C (-5,2)
D (-5,-2)

(A)

2 Which point would be located in **quadrant C**?

A (-1,3)
B (-1,-3)
C (1,-3)
D (1,3)

(B)

3 Which point would be located in **quadrant A**?

A (-6,-2)
B (6,2)

(C)

4 Which point would be located in **quadrant D**?

A (-4,3)
B (3,-4)

(B)

PREVIEW

Please [Sign In](#) or [Sign Up](#) to download the printable version of this worksheet

A true
B false

(A)

A true
B false

(B)

9 Point (-2,6) is located in **quadrant A**. True or false?

A true
B false

(A)

10 Point (-3,-1) is located in **quadrant A**. True or false?

A true
B false

(B)