



Name _____ Class _____ Date _____

1 To find the average speed people drive on a road, a police officer records the speeds driven for an hour, using a radar gun. He took the speeds driven and averaged them to be 62.5 mph. If he had recorded speeds for $\frac{1}{2}$ hour, the **average speed would stay the same.**

- A true
- B false



2 Sam is on a diet and is counting her calories each day. **On what day did she eat the least amount of calories?**

- A Monday
- B Wednesday
- C Thursday
- D Friday

Day	Calories
Monday	1,500
Tuesday	1,650
Wednesday	1,280
Thursday	1,320
Friday	1,400

3 A grocery store keeps track of the coupons redeemed each day. **Which coupon was redeemed the most?**

- A \$0.75 off

Amount	Total
\$0.35	57

4 The following Venn diagram shows the number of people who like only chicken wings, only pizza, or both. **How many people like chicken wings?**

on Wings Pizza

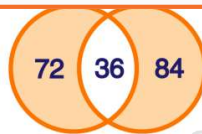


PREVIEW

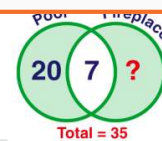
Please [Sign In](#) or [Sign Up](#) to download the printable version of this worksheet

7

- A 120
- B 108
- C 84
- D 72

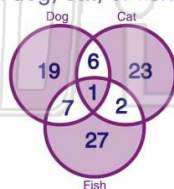


- A 8
- B 13
- C 15
- D 22




9 The Venn diagram shows the results of a questionnaire that asked people what animals they owned: dog, cat, or fish. **How many people own only a dog and a fish?**

- A 1
- B 6
- C 2
- D 7



10 The Venn diagram shows the number of students who play only sports, only an instrument or both. **How many students play a sport?**

- A 14
- B 16
- C 19
- D 21





Name _____ Class _____ Date _____

1 To find the average speed people drive on a road, a police officer records the speeds driven for an hour, using a radar gun. He took the speeds driven and averaged them to be 62.5 mph. If he had recorded speeds for $\frac{1}{2}$ hour, the **average speed would stay the same.**

- A true
- B false



(A)

2 Sam is on a diet and is counting her calories each day. **On what day did she eat the least amount of calories?**

- A Monday
- B Wednesday
- C Thursday
- D Friday

Day	Calories
Monday	1,500
Tuesday	1,650
Wednesday	1,280
Thursday	1,320
Friday	1,400

(B)

3 A grocery store keeps track of the coupons redeemed each day. **Which coupon was redeemed the most?**

- A \$0.75 off

Amount	Total
\$0.35	57

(D)

4 The following Venn diagram shows the number of people who like only chicken wings, only pizza, or both. **How many people like chicken wings?**

on Wings Pizza

(C)



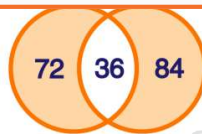
(B)

PREVIEW

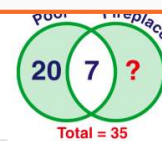
Please [Sign In](#) or [Sign Up](#) to download the printable version of this worksheet

7

- A 120
- B 108
- C 84
- D 72

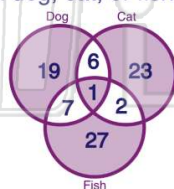


- A 8
- B 13
- C 15
- D 22



9 The Venn diagram shows the results of a questionnaire that asked people what animals they owned: dog, cat, or fish. **How many people own only a dog and a fish?**


- A 1
- B 6
- C 2
- D 7



(D)

10 The Venn diagram shows the number of students who play only sports, only an instrument or both. **How many students play a sport?**

- A 14
- B 16
- C 19
- D 21



(D)