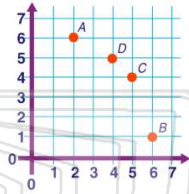




Name \_\_\_\_\_ Class \_\_\_\_\_ Date \_\_\_\_\_

1 Based on the **scatter plot** shown, point **C** is what ordered pair?

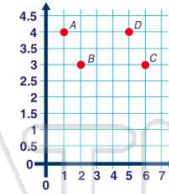
- A (5,4)
- B (6,1)
- C (4,5)
- D (1,6)



2 Sam is making a **scatter plot** for the following data, **A(1,4)**, **B(2,3)**, **C(3,6)**, **D(5,4)**. The scatter plot shown is correct for this data.

True or false?

- A true
- B false



3 The **scatter plot** shown represents which line?

- A  $y = x + 2$
- B  $y = x + 4$



4 The **scatter plot** is shown for the equation  $y = x + 1$  for the x-values 2 to 5. What type of relationship is shown?



## PREVIEW

Please [Sign In](#) or [Sign Up](#) to download the printable version of this worksheet

7

C 43  
D 69

2	4	6	7
3	3	3	3
4	1	2	3
5	1	1	2
6	7	7	9

C 37  
D 33

7	2
6	4
5	2
4	8
3	4

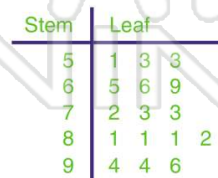
9 For the **stem and leaf plot** shown, what is the **median** number?

- A 47
- B 55
- C 68
- D 71



10 For the **stem and leaf plot** shown, what is the **mode**?

- A 53
- B 73
- C 81
- D 94

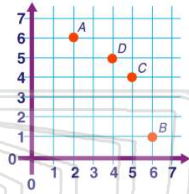




Name \_\_\_\_\_ Class \_\_\_\_\_ Date \_\_\_\_\_

1 Based on the **scatter plot** shown, point **C** is what ordered pair?

- A (5,4)
- B (6,1)
- C (4,5)
- D (1,6)

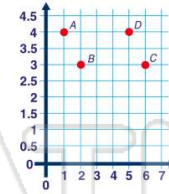


(A)

2 Sam is making a **scatter plot** for the following data, **A(1,4)**, **B(2,3)**, **C(3,6)**, **D(5,4)**. The scatter plot shown is correct for this data.

True or false?

- A true
- B false



(B)

3 The **scatter plot** shown represents which line?

- A  $y = x + 2$
- B  $y = x + 4$



(D)

4 The **scatter plot** is shown for the equation  $y = x + 1$  for the x-values 2 to 5. What type of relationship is shown?



(C)



## PREVIEW

Please [Sign In](#) or [Sign Up](#) to download the printable version of this worksheet

7 (B)

C 43      2 | 4 6 7  
 D 69      3 | 3 3 3 3  
           4 | 1 2 3 3 3 6  
           5 | 1 1 2  
           6 | 7 7 9

C 37      7 | 2  
 D 33      6 | 4 6  
           5 | 2 3  
           4 | 8 9  
           3 | 4 5 7

9 For the **stem and leaf plot** shown, what is the **median** number?

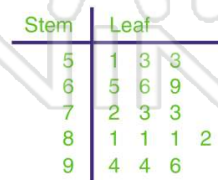
- A 47
- B 55
- C 68
- D 71



(D)

10 For the **stem and leaf plot** shown, what is the **mode**?

- A 53
- B 73
- C 81
- D 94



(C)