



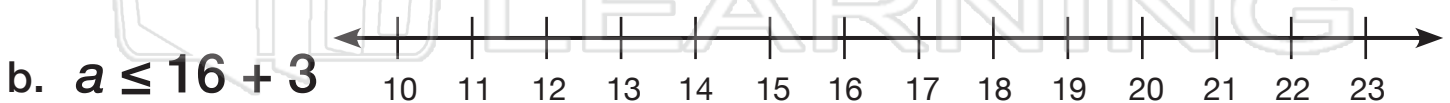
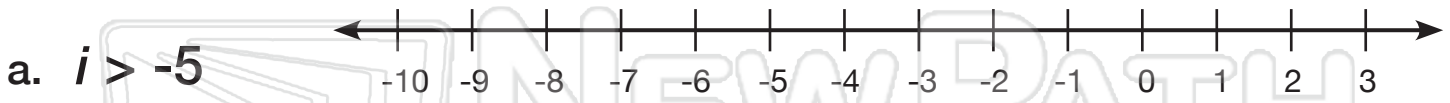
Graphing Inequalities

Math

Name _____ Class _____ Date _____

On an inequality graph, an **open circle** is used for greater than ($>$) and less than ($<$). A **filled circle** is used for greater than or equal to (\geq) and less than or equal to (\leq).

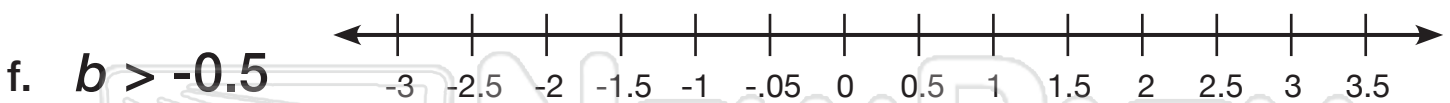
Graph each inequality on the number line with a red pencil or crayon.



c. 1

d. 4

e. 9





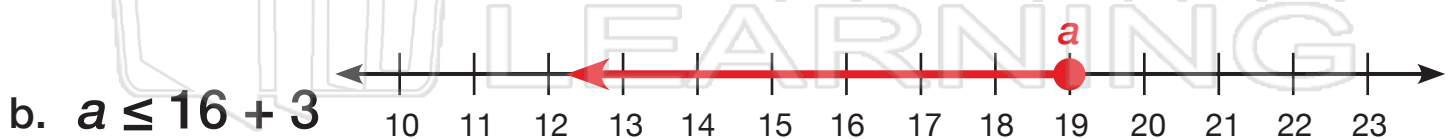
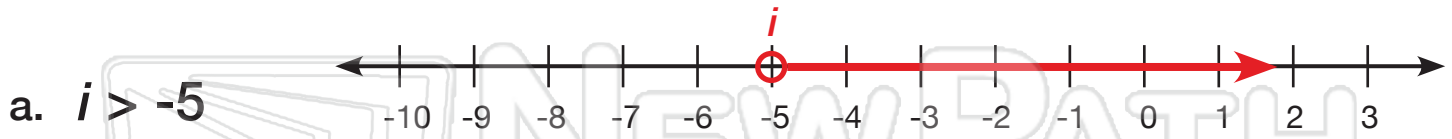
Graphing Inequalities - Answer Key

Math

Name _____ Class _____ Date _____

On an inequality graph, an **open circle** is used for greater than ($>$) and less than ($<$). A **filled circle** is used for greater than or equal to (\geq) and less than or equal to (\leq).

Graph each inequality on the number line with a red pencil or crayon.



c. 1

d. 4

e. 9

PREVIEW

Please [Sign In](#) or [Sign Up](#) to download the printable version of this worksheet

