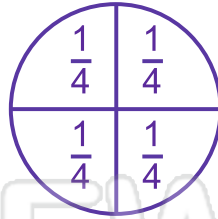




Name _____

Date _____

This circle has been divided into four equal quarters.




$\frac{1}{4}$ means one part out of four

$\frac{1}{4}$ is how you write one quarter.

Use a ruler to divide each shape into four equal parts.
Label each quarter with this fraction $\frac{1}{4}$.

PREVIEW

Please [Sign In](#) or [Sign Up](#) to download the printable version of this worksheet



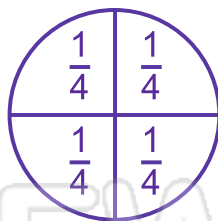
| | | | |
|--|--|--|--|
| | | | |
| | | | |
| | | | |



Name _____

Date _____

This circle has been divided into four equal quarters.



$\frac{1}{4}$ means one part out of four

$\frac{1}{4}$ is how you write one quarter.


Use a ruler to divide each shape into four equal parts.

Label each quarter with this fraction $\frac{1}{4}$.



PREVIEW

Please [Sign In](#) or [Sign Up](#) to download the printable version of this worksheet



| | | | |
|-----------------------------|-----------------------------|-----------------------------|-----------------------------|
| $\frac{1}{4}$ | $\frac{1}{4}$ | $\frac{1}{2}$ | less than $\frac{1}{4}$ |
| $\frac{1}{4}$ | more than $\frac{1}{2}$ | less than $\frac{1}{4}$ | $\frac{1}{4}$ |
| more than $\frac{1}{2}$ | less than $\frac{1}{4}$ | $\frac{1}{4}$ | $\frac{1}{2}$ |
| $\frac{1}{4}$ | $\frac{1}{4}$ | $\frac{1}{4}$ | $\frac{1}{2}$ |