
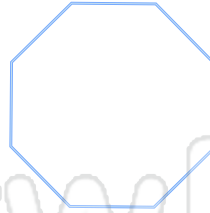




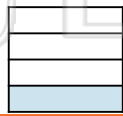
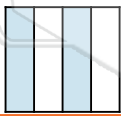
Name _____

Date _____

Draw lines to divide each shape into quarters.
Label one quarter of each shape with a fraction.



Write how much of each shape is shaded: $\frac{1}{2}$ or $\frac{1}{4}$.

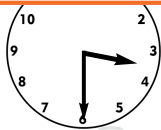


PREVIEW

Please [Sign In](#) or [Sign Up](#) to download the printable version of this worksheet

hour past 3 o'clock. You can say **half past three**.



You can also say **three thirty** because it is thirty minutes past 3 o'clock.



3:30

The hour hand moves half way to the next hour.

Look at each clock and write the digital time.

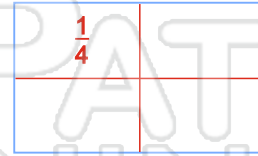
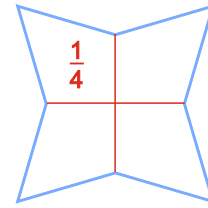
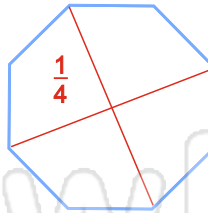
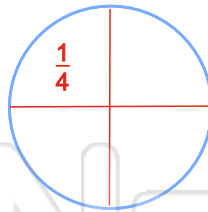
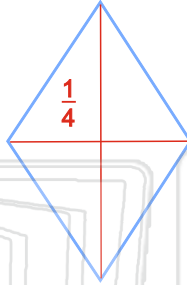
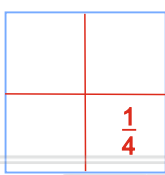




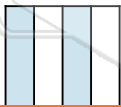
Name _____

Date _____


Draw lines to divide each shape into quarters.
Label one quarter of each shape with a fraction.




Write how much of each shape is shaded: $\frac{1}{2}$ or $\frac{1}{4}$.



$\frac{1}{2}$



$\frac{1}{4}$



$\frac{1}{2}$



PREVIEW

Please [Sign In](#) or [Sign Up](#) to download the printable version of this worksheet

hour past 3 o'clock. You can say **half past three**.



The hour hand moves half way to the next hour.

You can also say **three thirty** because it is thirty minutes past 3 o'clock.

3:30

Look at each clock and write the digital time.



5:00



5:30



1:30



4:30



7:30



10:30



9:00



11:30

