




Grouping of Plants

Name _____ Class _____ Date _____

1 Plants and trees can be grouped by the **type of leaves** they have. Circle the two trees with **similar leaves**.



6 Plants that **flower** grow **new plants** by producing _____.



2 Plants can also be **grouped** by the type of _____



7 **Coniferous trees** have leaves that look like _____.

they have _____



3 What part of the **arrow** _____

produce

PREVIEW

Please [Sign In](#) or [Sign Up](#) to download the printable version of this worksheet




4 What part of the plant is the **arrow** pointing to?



9 Where do **seeds** grow on a **coniferous tree**? Under the _____ of a large seed cone.



5 _____ trees **lose their leaves** in the **fall**.



10 Some flowering plants only live one year. Others die during the **fall** and then in the **spring** they _____.



Grouping of Plants - Answer Key


Sci
C

Name _____ Class _____ Date _____

1 Plants and trees can be grouped by the **type of leaves** they have. Circle the two trees with **similar leaves**.



6 Plants that **flower** grow **new plants** by producing _____ **seeds** _____.



2 Plants can also be **grouped** by the type of _____ **fl** _____ they have _____.



7 **Coniferous trees** have leaves that look like _____ **needles** _____.

3 What part _____ the **arrow** _____.



PREVIEW

Please [Sign In](#) or [Sign Up](#) to download the printable version of this worksheet

produce




4 What part of the plant is the **arrow** pointing to? _____ **roots** _____.



9 Where do **seeds** grow on a **coniferous tree**? Under the _____ **scales** _____ of a large seed cone.



5 **Deciduous** _____ trees **lose their leaves** in the **fall**.



10 Some flowering plants only live one year. Others die during the **fall** and then in the **spring** they _____ **grow again** _____.