



Name _____ Class _____ Date _____

1 Plant A took **60 days** to grow fruit. Plant B took **75 days** to grow fruit. **How much longer** did Plant B take to grow fruit than Plant A?

- A 5 days
- B 10 days
- C 15 days
- D 20 days



2 The vine you planted grew **4 cm** the first week, **6 cm** the second week, **11 more cm** the third week, and **10 cm** the fourth week. **How many centimeters** did your vine grow **altogether**?

- A 21 cm
- B 19 cm
- C 41 cm
- D 31 cm



3 If the bean plant grew **5 cm every week**, what is the **missing measurement** on this bar graph? **Growth of Bean Plant**

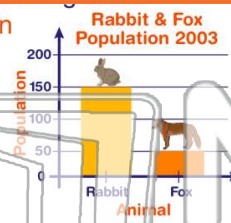
4 Which animal takes the **longest time to grow and develop** inside its mother before birth? **Approximate Gestation Time Periods**



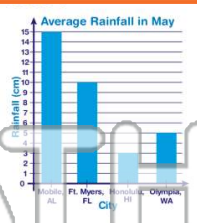
5 **PREVIEW**
Please [Sign In](#) or [Sign Up](#) to download the printable version of this worksheet

7 community **than** foxes in 2003?

- A 100
- B 50
- C 25
- D 150




- A Mobile, AL
- B Fort Myers, FL
- C Honolulu, HI
- D Olympia, WA



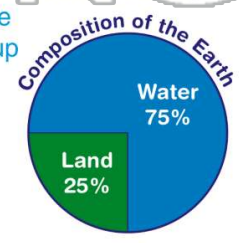
9 How many **live trees** were growing in Sunshine Park in Florida before the hurricane hit the area if a hurricane hit the park in **September**?

- A 157 trees
- B 87 trees
- C 187 trees
- D 57 trees



10 According to the pie chart below, **how much of the Earth is made up of water**?

- A 25%
- B 20%
- C 70%
- D 75%





Name _____ Class _____ Date _____

1 Plant A took **60 days** to grow fruit. Plant B took **75 days** to grow fruit. **How much longer** did Plant B take to grow fruit than Plant A?

- A 5 days
- B 10 days
- C 15 days
- D 20 days



2 The vine you planted grew **4 cm** the first week, **6 cm** the second week, **11 more cm** the third week, and **10 cm** the fourth week. **How many centimeters** did your vine grow **altogether**?

- A 21 cm
- B 19 cm
- C 41 cm
- D 31 cm



3 If the bean plant grew **5 cm every week**, what is the **missing measurement** on this bar graph? **Growth of Bean Plant**

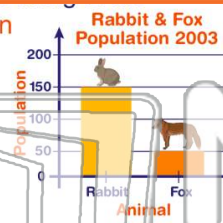
4 Which animal takes the **longest time to grow and develop** inside its mother before birth? **Approximate Gestation Time Periods**



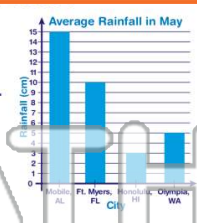
5 **PREVIEW**
Please [Sign In](#) or [Sign Up](#) to download the printable version of this worksheet

7 community **than** foxes in 2003?

- A 100
- B 50
- C 25
- D 150




- A Mobile, AL
- B Fort Myers, FL
- C Honolulu, HI
- D Olympia, WA



9 How many **live trees** were growing in Sunshine Park in Florida before the hurricane hit the area if a hurricane hit the park in **September**?

- A 157 trees
- B 87 trees
- C 187 trees
- D 57 trees



10 According to the pie chart below, **how much of the Earth is made up of water**?

- A 25%
- B 20%
- C 70%
- D 75%

