



Name _____ Class _____ Date _____

1

What is the **path** of a **nerve impulse** through the different nerves?

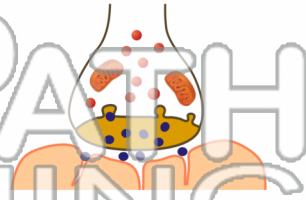
- A sensory neuron, motor neuron, and interneuron
- B motor neuron, interneuron, and sensory neuron
- C interneuron, sensory neuron, and motor neuron
- D sensory neuron, interneuron, and motor neuron



2

What **gap** must the **nerve impulse** cross in order to get to the next neuron?

- A dendrite
- B cell body
- C synapse
- D axon tips



3

The **chemicals** created by the **endocrine system** are called _____.



4

One of the **most commonly broken bones** in the human body is the _____.



5



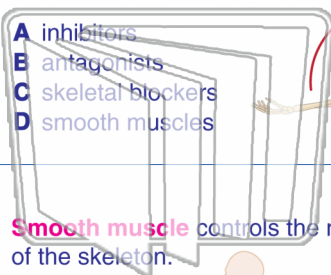
PREVIEW

Please [Sign In](#) or [Sign Up](#) to download the printable version of this worksheet

7

action, as the triceps muscle does to oppose the biceps muscle, are known as _____.

- A inhibitors
- B antagonists
- C skeletal blockers
- D smooth muscles



10

- A connect closely to bones very close to the heart.
- B start or stop contractions whenever we decide to do so.
- C contract without fatigue or firing out.
- D serve the body in many, many different locations.

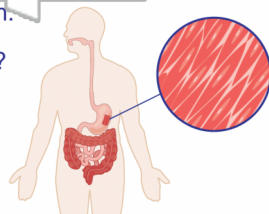


9

Smooth muscle controls the movement of the skeleton.

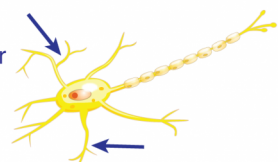
True or False?

- True
- False



The **structure** that is pointed out in this image is a(n) _____.

- A neuron
- B neural fiber
- C dendrite
- D axon





Name _____ Class _____ Date _____

1

What is the **path** of a **nerve impulse** through the different nerves?

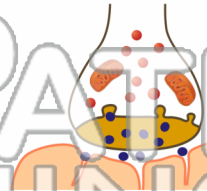
- A sensory neuron, motor neuron, and interneuron
- B motor neuron, interneuron, and sensory neuron
- C interneuron, sensory neuron, and motor neuron
- D sensory neuron, interneuron, and motor neuron



2

What **gap** must the **nerve impulse** cross in order to get to the next neuron?

- A dendrite
- B cell body
- C synapse
- D axon tips



3

The **chemicals** created by the **endocrine system** are called _____.



4

One of the **most commonly broken bones** in the human body is the _____.



5



PREVIEW

Please [Sign In](#) or [Sign Up](#) to download the printable version of this worksheet

7

action, as the triceps muscle does to oppose the biceps muscle, are known as _____.

- A inhibitors
- B antagonists
- C skeletal blockers
- D smooth muscles



10

- A connect closely to bones very close to the heart.
- B start or stop contractions whenever we decide to do so.
- C contract without fatigue or firing out.
- D serve the body in many, many different locations.

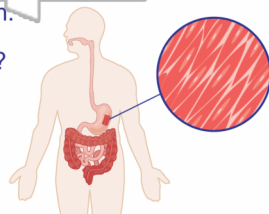


9

Smooth muscle controls the movement of the skeleton.

True or False?

- True
- False



The **structure** that is pointed out in this image is a(n) _____.

- A neuron
- B neural fiber
- C dendrite
- D axon

