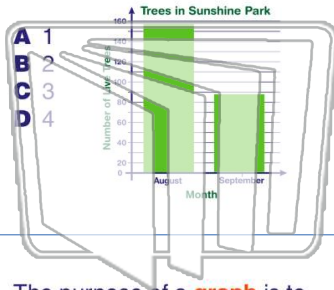




Name _____ Class _____ Date _____

1 How many types of **data** are normally placed on one graph?



- A 1
- B 2
- C 3
- D 4

2 After posing the question, "In which liquid will a bean plant grow the tallest?" which of the following would be a **measurable hypothesis**?


- A If bean plants are given no water, they will grow.
- B If bean plants can't grow, they should be watered.
- C If bean plants are given distilled water, they will grow more than 28 cm.
- D Bean plants grow to an average height of 22-28 cm.

3 The purpose of a **graph** is to _____.

- A show the data collected

4 A **factor** that can change during an experiment is called a _____.

5

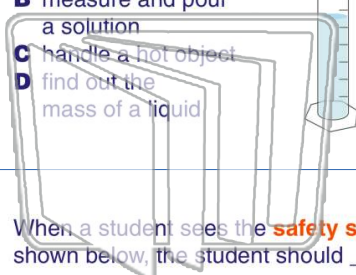


PREVIEW

Please [Sign In](#) or [Sign Up](#) to download the printable version of this worksheet

7

- A drink water
- B measure and pour a solution
- C handle a hot object
- D find out the mass of a liquid



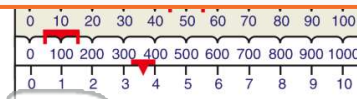
9 When a student sees the **safety symbol** shown below, the student should _____.

- A wear a lab apron
- B use tongs
- C watch out for flames
- D be careful of harmful vapors



10 When a student sees the **safety symbol** shown below, the student should _____.

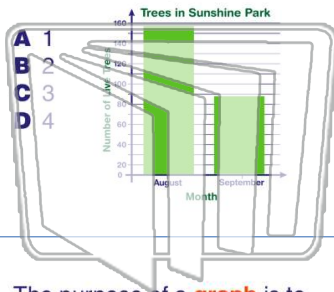
- A 250 grams
 - B 154 grams
 - C 150 grams
 - D 50 grams
- A carefully handle hot liquids
 - B avoid harmful odors
 - C pour solutions carefully
 - D not use a Bunsen burner





Name _____ Class _____ Date _____

1 How many types of **data** are normally placed on one graph?



- A 1
- B 2
- C 3
- D 4

2 After posing the question, "In which liquid will a bean plant grow the tallest?" which of the following would be a **measurable hypothesis**?


- A If bean plants are given no water, they will grow.
- B If bean plants can't grow, they should be watered.
- C If bean plants are given distilled water, they will grow more than 28 cm.
- D Bean plants grow to an average height of 22-28 cm.

3 The purpose of a **graph** is to _____.

- A show the data collected

4 A **factor** that can change during an experiment is called a _____.

5

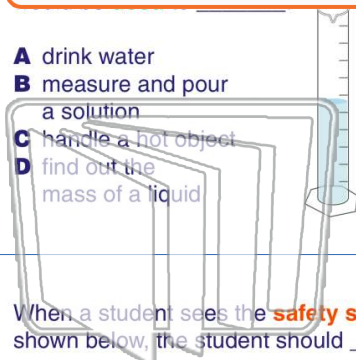


PREVIEW

Please [Sign In](#) or [Sign Up](#) to download the printable version of this worksheet

7

- A drink water
- B measure and pour a solution
- C handle a hot object
- D find out the mass of a liquid

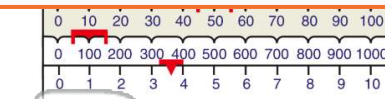


9 When a student sees the **safety symbol** shown below, the student should _____.

- A wear a lab apron
- B use tongs
- C watch out for flames
- D be careful of harmful vapors



10 When a student sees the **safety symbol** shown below, the student should _____.



- A 250 grams
- B 154 grams
- C 150 grams
- D 50 grams

- A carefully handle hot liquids
- B avoid harmful odors
- C pour solutions carefully
- D not use a Bunsen burner

