



Name _____ Class _____ Date _____


1 A **population** is the **number of people** who live in a particular area.

A true
B false



2 You can learn the **approximate populations** of cities by looking in _____.

A a dictionary
B an encyclopedia
C a thesaurus
D an almanac



3 Communities with **very large populations** are _____.

4 Communities that are **located near cities** are known as _____.

5



PREVIEW

Please [Sign In](#) or [Sign Up](#) to download the printable version of this worksheet


7 _____ people move to new communities.

A true
B false



8 _____ in a _____.

A serial
B cereal
C census
D consensus



9 The **movement** of people from place to place is called _____.

A agriculture
B economy
C migration
D modernization



10 When people **enter** a new country for **permanent residence**, they are _____.

A immigrants
B emigrants
C northeasters
D Yankees






Name _____ Class _____ Date _____

1 A **population** is the **number of people** who live in a particular area.



A true
B false

2 You can learn the **approximate populations** of cities by looking in _____.



A a dictionary
B an encyclopedia
C a thesaurus
D an almanac

3 Communities with **very large populations** are _____.

4 Communities that are **located near cities** are known as _____.

5



PREVIEW


Please [Sign In](#) or [Sign Up](#) to download the printable version of this worksheet

7 _____ people move to new communities.




A true
B false

_____ in a _____.




A serial
B cereal
C census
D consensus

9 The **movement of people** from place to place is called _____.



A agriculture
B economy
C migration
D modernization

10 When people **enter** a new country for **permanent residence**, they are _____.



A immigrants
B emigrants
C northeasters
D Yankees