



Name _____ Class _____ Date _____


1 The city of _____ is on **Lake Erie**.

- A New York
- B Buffalo
- C Philadelphia
- D Washington, D.C.



2 What city is located near a **famous waterfall** in western New York State?

- A Niagara Falls
- B Boston
- C New York City
- D Washington, D.C.



3 What **large city** in New York State is located **between New Jersey and Long Island**?

4 The **large island** in New York State east of New York City is _____.



5

PREVIEW

Please [Sign In](#) or [Sign Up](#) to download the printable version of this worksheet


7 _____ the _____.

- A Freeway
- B Expressway
- C Thruway
- D Turnpike



to _____.

- A Suez Canal
- B Erie Canal
- C Panama Canal
- D Albany Canal



9 The **country north** of New York State is _____.

- A Brazil
- B Florida
- C Canada
- D Argentina



10 **New York** and **Maine** share a border.

- A true
- B false





Name _____ Class _____ Date _____

1 The city of _____ is on **Lake Erie**.

- A New York
- B Buffalo
- C Philadelphia
- D Washington, D.C.



2 What city is located near a **famous waterfall** in western New York State?

- A Niagara Falls
- B Boston
- C New York City
- D Washington, D.C.



3 What **large city** in New York State is located **between New Jersey and Long Island**?

4 The **large island** in New York State east of New York City is _____.



PREVIEW

Please [Sign In](#) or [Sign Up](#) to download the printable version of this worksheet


7 _____ the _____.

- A Freeway
- B Expressway
- C Thruway
- D Turnpike



to _____.

- A Suez Canal
- B Erie Canal
- C Panama Canal
- D Albany Canal



9 The **country north** of New York State is _____.

- A Brazil
- B Florida
- C Canada
- D Argentina



10 **New York and Maine** share a border.

- A true
- B false

